

SAMPLE DETAILS
SAMPLE NAME: Kiva Camino Sours Hemp Orchard Peach

Infused, Solid Edible

CULTIVATOR / MANUFACTURER
Business Name: Atlantic Candy Company

License Number:
Address:

St Augustine FL 32086

DISTRIBUTOR / TESTED FOR
Business Name: Kiva Products, LLC

License Number:
Address: 2300 N Loop Rd.

Alameda CA 94502

SAMPLE DETAIL
Batch Number: KV27251013-53727

Sample ID: 251022Q068

Date Collected: 10/22/2025

Date Received: 10/22/2025

Batch Size:
Sample Size: 1.0 unit

Unit Mass: 39 grams per Unit

Serving Size: 3.9 grams per Serving


Scan QR code to verify authenticity of results.

CANNABINOID ANALYSIS - SUMMARY
Total THC: 103.194 mg/unit

Total CBD: 97.071 mg/unit

Sum of Cannabinoids: 200.265 mg/unit

Total Cannabinoids: 200.265 mg/unit

Total THC/CBD is calculated using the following formulas to take into account the loss of a carboxyl group during the decarboxylation step:

 Total THC = Δ^9 -THC + (THCa (0.877))

Total CBD = CBD + (CBDa (0.877))

 Sum of Cannabinoids = Δ^9 -THC + THCa + CBD + CBDa + CBG + CBGa +

 THCV + THCVa + CBC + CBCa + CBDV + CBDVa + Δ^8 -THC + CBL + CBN

 Total Cannabinoids = (Δ^9 -THC+0.877*THCa) + (CBD+0.877*CBDa) +

(CBG+0.877*CBGa) + (THCV+0.877*THCVa) + (CBC+0.877*CBCa) +

 (CBDV+0.877*CBDVa) + Δ^8 -THC + CBL + CBN

TERPENOID ANALYSIS - SUMMARY

39 TESTED, TOP 3 HIGHLIGHTED

Total Terpenoids: 0.0193%

● Camphor 0.193 mg/g
 ● β -Caryophyllene <LOQ
 ● Linalool <LOQ

SAFETY ANALYSIS - SUMMARY
 Δ^9 -THC per Unit: ✔ PASS

 Δ^9 -THC per Serving: ✔ PASS

 Pesticides: ✔ PASS

 Mycotoxins: ✔ PASS

 Residual Solvents: ✔ PASS

 Heavy Metals: ✔ PASS

 Microbiology (PCR): ✔ PASS

 Microbiology (Plating): **DETECTED**

 Foreign Material: ✔ PASS

 Water Activity: ✔ PASS

For quality assurance purposes. Not a Regulatory Hemp Lab Test Report. These results relate only to the sample included on this report. This report shall not be reproduced, except in full, without written approval of the laboratory.

Sample Certification: California Code of Regulations Title 4 Division 19. Department of Cannabis Control Business and Professions Code. Reference: Sections 26100, 26104 and 26110, Business and Professions Code.

Decision Rule: Statements of conformity (e.g. Pass/Fail) to specifications are made in this report without taking measurement uncertainty into account. Where statements of conformity are made in this report, the following decision rules are applied: PASS - Results within limits/specifications, FAIL - Results exceed limits/specifications.

References: limit of detection (LOD), limit of quantification (LOQ), not detected (ND), not tested (NT), $\mu\text{g/g}$ = ppm, $\mu\text{g/kg}$ = ppb, too numerous to count >250 cfu/plate (TNTC), colony-forming unit (cfu)

Daniel Hardwick
 LOC verified by: Daniel Hardwick
 Job Title: Technical Lead
 Date: 10/30/2025

Josh Wurzer
 Approved by: Josh Wurzer
 Chief Compliance Officer
 Date: 10/30/2025

Amendment to Certificate of Analysis 251022Q068-002




CANNABINOID TEST RESULTS - 10/23/2025

Tested by high-performance liquid chromatography with diode-array detection (HPLC-DAD).

Method: QSP 1157 - Analysis of Cannabinoids by HPLC-DAD

TOTAL THC: 103.194 mg/unit

Total THC (Δ^9 -THC+0.877*THCa)

TOTAL CBD: 97.071 mg/unit

Total CBD (CBD+0.877*CBDA)

TOTAL CANNABINOIDS: 200.265 mg/unit

Total Cannabinoids (Total THC) + (Total CBD) + (Total CBG) + (Total THCV) + (Total CBC) + (Total CBDV) + Δ^8 -THC + CBL + CBN

TOTAL CBG: ND

Total CBG (CBG+0.877*CBGa)

TOTAL THCV: ND

Total THCV (THCV+0.877*THCVa)

TOTAL CBC: ND

Total CBC (CBC+0.877*CBCa)

TOTAL CBDV: ND

Total CBDV (CBDV+0.877*CBDVa)

COMPOUND	LOD/LOQ (mg/g)	MEASUREMENT UNCERTAINTY (mg/g)	RESULT (mg/g)	RESULT (%)
Δ^9 -THC	0.040 / 0.280	±0.1453	2.646	0.2646
CBD	0.080 / 0.220	±0.0928	2.489	0.2489
Δ^8 -THC	0.20 / 0.40	N/A	ND	ND
THCa	0.020 / 0.100	N/A	ND	ND
THCV	0.040 / 0.240	N/A	ND	ND
THCVa	0.040 / 0.380	N/A	ND	ND
CBDA	0.020 / 0.520	N/A	ND	ND
CBDV	0.040 / 0.240	N/A	ND	ND
CBDVa	0.020 / 0.360	N/A	ND	ND
CBG	0.040 / 0.120	N/A	ND	ND
CBGa	0.040 / 0.140	N/A	ND	ND
CBL	0.060 / 0.200	N/A	ND	ND
CBN	0.020 / 0.140	N/A	ND	ND
CBC	0.060 / 0.200	N/A	ND	ND
CBCa	0.020 / 0.300	N/A	ND	ND
SUM OF CANNABINOIDS			5.135 mg/g	0.5135%

Unit Mass: 39 grams per Unit / Serving Size: 3.9 grams per Serving

Δ^9 -THC per Unit	110 per-package limit	103.194 mg/unit	PASS
Δ^9 -THC per Serving		10.319 mg/serving	PASS
Total THC per Unit		103.194 mg/unit	
Total THC per Serving		10.319 mg/serving	
CBD per Unit		97.071 mg/unit	
CBD per Serving		9.707 mg/serving	
Total CBD per Unit		97.071 mg/unit	
Total CBD per Serving		9.707 mg/serving	
Sum of Cannabinoids per Unit		200.265 mg/unit	
Sum of Cannabinoids per Serving		20.027 mg/serving	
Total Cannabinoids per Unit		200.265 mg/unit	
Total Cannabinoids per Serving		20.027 mg/serving	



Terpenoid Analysis

Terpene analysis utilizing gas chromatography-flame ionization detection (GC-FID).

Method: QSP 1192 - Analysis of Terpenoids by GC-FID

TERPENOID TEST RESULTS - 10/23/2025

COMPOUND	LOD/LOQ (mg/g)	MEASUREMENT UNCERTAINTY (mg/g)	RESULT (mg/g)	RESULT (%)
Camphor	0.006 / 0.036	±0.0053	0.193	0.0193
β-Caryophyllene	0.004 / 0.012	N/A	<LOQ	<LOQ
Linalool	0.009 / 0.036	N/A	<LOQ	<LOQ
α-Bisabolol	0.008 / 0.026	N/A	ND	ND
α-Cedrene	0.005 / 0.016	N/A	ND	ND
α-Humulene	0.009 / 0.180	N/A	ND	ND
α-Phellandrene	0.006 / 0.036	N/A	ND	ND
α-Pinene	0.005 / 0.036	N/A	ND	ND
α-Terpinene	0.005 / 0.017	N/A	ND	ND
β-Ocimene	0.006 / 0.025	N/A	ND	ND
β-Pinene	0.004 / 0.014	N/A	ND	ND
Borneol	0.005 / 0.016	N/A	ND	ND
Camphene	0.005 / 0.015	N/A	ND	ND
Caryophyllene Oxide	0.010 / 0.033	N/A	ND	ND
Cedrol	0.008 / 0.027	N/A	ND	ND
Citronellol	0.003 / 0.036	N/A	ND	ND
Δ ³ -Carene	0.005 / 0.018	N/A	ND	ND
Eucalyptol	0.006 / 0.018	N/A	ND	ND
Fenchol	0.010 / 0.036	N/A	ND	ND
Fenchone	0.009 / 0.036	N/A	ND	ND
γ-Terpinene	0.006 / 0.018	N/A	ND	ND
Geraniol	0.002 / 0.036	N/A	ND	ND
Geranyl Acetate	0.004 / 0.036	N/A	ND	ND
Guaiol	0.009 / 0.030	N/A	ND	ND
Isoborneol	0.004 / 0.012	N/A	ND	ND
Isopulegol	0.005 / 0.036	N/A	ND	ND
Limonene	0.005 / 0.036	N/A	ND	ND
Menthol	0.008 / 0.025	N/A	ND	ND
Myrcene	0.008 / 0.025	N/A	ND	ND
Nerol	0.003 / 0.036	N/A	ND	ND
Nerolidol	0.006 / 0.021	N/A	ND	ND
p-Cymene	0.005 / 0.016	N/A	ND	ND
Pulegone	0.003 / 0.011	N/A	ND	ND
Sabinene	0.004 / 0.014	N/A	ND	ND
Sabinene Hydrate	0.006 / 0.036	N/A	ND	ND
Terpineol	0.009 / 0.031	N/A	ND	ND
Terpinolene	0.008 / 0.036	N/A	ND	ND
trans-β-Farnesene	0.008 / 0.025	N/A	ND	ND
Valencene	0.009 / 0.180	N/A	ND	ND
TOTAL TERPENOIDS			0.193 mg/g	0.0193%

1 Camphor

A monoterpene ketone with a pungent fragrance that is as reminiscent of mothballs. It is commonly derived from *Cinnamomum camphora*, from which it lends its name. It is a constituent of turpentine and has been used by certain cultures as an embalming fluid due to its antimicrobial effects. Found in camphor laurel, rosemary, East African camphorwood, goldenasters, coriander, feverfew, tarragon, nutmeg, sweet wormwood, yerba buena, mountain mint, hyssop, forskohlii, tansy, thyme, turmeric...etc.

2 β-Caryophyllene

A sesquiterpene with a fragrance that can be described as spicy, woody, dry, dusty and mildly sweet. It was one of the first organic compounds to be fully synthesized in a laboratory and plays a role in the endocannabinoid system as it is a functional CB₂ receptor agonist. Found in black pepper, clove, hops, rosemary, black-jack, perilla, spicebush, Indian pennywort, celery, frankincense, vitex, parsley, marigold, tamarind...etc.

3 Linalool

A monoterpene alcohol with a fragrance that can be described as spicy, waxy, citrus and floral. It is commonly used as an insecticide against cockroaches, flies, fleas and other insects. Found in basil, lavender, cinnamon, hops, mugwort, goldenrods...etc.



Pesticide Analysis

PESTICIDE TEST RESULTS - 10/28/2025 ✔ PASS

Pesticide and plant growth regulator analysis utilizing high-performance liquid chromatography-mass spectrometry (HPLC-MS) or gas chromatography-mass spectrometry (GC-MS).

*GC-MS utilized where indicated.

Method: QSP 1212 - Analysis of Pesticides and Mycotoxins by LC-MS or QSP 1213 - Analysis of Pesticides by GC-MS

COMPOUND	LOD/LOQ (µg/g)	ACTION LIMIT (µg/g)	MEASUREMENT UNCERTAINTY (µg/g)	RESULT (µg/g)	RESULT
Abamectin	0.032 / 0.097	0.3	N/A	ND	PASS
Acephate	0.006 / 0.018	5	N/A	ND	PASS
Acequinocyl	0.009 / 0.027	4	N/A	ND	PASS
Acetamiprid	0.016 / 0.049	5	N/A	ND	PASS
Aldicarb	0.030 / 0.090	≥ LOD	N/A	ND	PASS
Allethrin	0.030 / 0.092		N/A	ND	
Atrazine	0.006 / 0.019		N/A	ND	
Azadirachtin	0.082 / 0.248		N/A	ND	
Azoxystrobin	0.003 / 0.009	40	N/A	ND	PASS
Benzovindiflupyr	0.003 / 0.009		N/A	ND	
Bifenazate	0.003 / 0.009	5	N/A	ND	PASS
Bifenthrin	0.021 / 0.064	0.5	N/A	ND	PASS
Boscalid	0.003 / 0.009	10	N/A	ND	PASS
Buprofezin†	0.006 / 0.019		N/A	ND	
Captan	0.045 / 0.135	5	N/A	ND	PASS
Carbaryl	0.007 / 0.020	0.5	N/A	ND	PASS
Carbofuran	0.003 / 0.008	≥ LOD	N/A	ND	PASS
Chlorantraniliprole	0.006 / 0.018	40	N/A	ND	PASS
Chlordane*	0.010 / 0.032	≥ LOD	N/A	ND	PASS
Chlorfenapyr*	0.005 / 0.015	≥ LOD	N/A	ND	PASS
Chlormequat chloride	0.022 / 0.066		N/A	ND	
Chlorpyrifos	0.013 / 0.039	≥ LOD	N/A	ND	PASS
Clofentezine	0.003 / 0.009	0.5	N/A	ND	PASS
Clothianidin	0.008 / 0.025		N/A	ND	
Coumaphos	0.003 / 0.010	≥ LOD	N/A	ND	PASS
Cyantraniliprole	0.003 / 0.010		N/A	ND	
Cyfluthrin	0.052 / 0.159	1	N/A	ND	PASS
Cypermethrin	0.051 / 0.153	1	N/A	ND	PASS
Cyprodinil†	0.003 / 0.008		N/A	ND	
Daminozide	0.026 / 0.077	≥ LOD	N/A	ND	PASS
Deltamethrin	0.059 / 0.180		N/A	ND	
Diazinon	0.006 / 0.017	0.2	N/A	ND	PASS
Dichlorvos (DDVP)	0.012 / 0.038	≥ LOD	N/A	ND	PASS
Dimethoate	0.003 / 0.009	≥ LOD	N/A	ND	PASS
Dimethomorph	0.016 / 0.050	20	N/A	ND	PASS
Dinotefuran	0.010 / 0.030		N/A	ND	
Diuron	0.013 / 0.040		N/A	ND	
Dodemorph	0.012 / 0.035		N/A	ND	
Endosulfan sulfate	0.016 / 0.048		N/A	ND	
Endosulfan-α*	0.004 / 0.014		N/A	ND	
Endosulfan-β*	0.006 / 0.019		N/A	ND	

Continued on next page



Pesticide Analysis *Continued*

PESTICIDE TEST RESULTS - 10/28/2025 *continued* ✔ PASS

COMPOUND	LOD/LOQ (µg/g)	ACTION LIMIT (µg/g)	MEASUREMENT UNCERTAINTY (µg/g)	RESULT (µg/g)	RESULT
Ethoprophos	0.003 / 0.009	≥ LOD	N/A	ND	PASS
Etofenprox	0.014 / 0.042	≥ LOD	N/A	ND	PASS
Etoxazole	0.007 / 0.020	1.5	N/A	ND	PASS
Etridiazole*	0.002 / 0.005		N/A	ND	
Fenhexamid	0.003 / 0.008	10	N/A	ND	PASS
Fenoxycarb	0.003 / 0.010	≥ LOD	N/A	ND	PASS
Fenpyroximate	0.007 / 0.020	2	N/A	ND	PASS
Fensulfothion	0.003 / 0.010		N/A	ND	
Fenthion	0.003 / 0.010		N/A	ND	
Fenvalerate [‡]	0.033 / 0.099		N/A	ND	
Fipronil	0.003 / 0.010	≥ LOD	N/A	ND	PASS
Flonicamid	0.007 / 0.022	2	N/A	ND	PASS
Fludioxonil	0.003 / 0.010	30	N/A	ND	PASS
Fluopyram [‡]	0.003 / 0.009		N/A	ND	
Hexythiazox	0.003 / 0.010	2	N/A	ND	PASS
Imazalil	0.003 / 0.009	≥ LOD	N/A	ND	PASS
Imidacloprid	0.003 / 0.010	3	N/A	ND	PASS
Iprodione	0.077 / 0.233		N/A	ND	
Kinoprene	0.077 / 0.233		N/A	ND	
Kresoxim-methyl	0.006 / 0.019	1	N/A	ND	PASS
λ-Cyhalothrin	0.068 / 0.206		N/A	ND	
Malathion	0.003 / 0.009	5	N/A	ND	PASS
Metalaxyl	0.003 / 0.010	15	N/A	ND	PASS
Methiocarb	0.003 / 0.008	≥ LOD	N/A	ND	PASS
Methomyl	0.008 / 0.025	0.1	N/A	ND	PASS
Methoprene	0.172 / 0.521		N/A	ND	
Mevinphos	0.008 / 0.024	≥ LOD	N/A	ND	PASS
MGK-264	0.015 / 0.047		N/A	ND	
Myclobutanil	0.003 / 0.009	9	N/A	ND	PASS
Naled	0.021 / 0.064	0.5	N/A	ND	PASS
Novaluron	0.002 / 0.005		N/A	ND	
Oxamyl	0.017 / 0.051	0.2	N/A	ND	PASS
Paclobutrazol	0.003 / 0.010	≥ LOD	N/A	ND	PASS
Parathion-methyl	0.016 / 0.050	≥ LOD	N/A	ND	PASS
Pentachloronitrobenzene (Quintozene)*	0.004 / 0.012	0.2	N/A	ND	PASS
Permethrin	0.056 / 0.168	20	N/A	ND	PASS
Phenothrin	0.016 / 0.047		N/A	ND	
Phosmet	0.007 / 0.020	0.2	N/A	ND	PASS
Piperonyl Butoxide	0.010 / 0.029	8	N/A	ND	PASS
Pirimicarb	0.003 / 0.009		N/A	ND	
Prallethrin	0.015 / 0.046	0.4	N/A	ND	PASS

Continued on next page



Pesticide Analysis *Continued*

PESTICIDE TEST RESULTS - 10/28/2025 *continued* ✔ PASS

COMPOUND	LOD/LOQ (µg/g)	ACTION LIMIT (µg/g)	MEASUREMENT UNCERTAINTY (µg/g)	RESULT (µg/g)	RESULT
Propiconazole	0.027 / 0.080	20	N/A	ND	PASS
Propoxur	0.003 / 0.008	≥ LOD	N/A	ND	PASS
Pyraclostrobin	0.003 / 0.010		N/A	ND	
Pyrethrins	0.016 / 0.049	1	N/A	ND	PASS
Pyridaben	0.005 / 0.017	3	N/A	ND	PASS
Pyriproxyfen	0.003 / 0.009		N/A	ND	
Resmethrin	0.013 / 0.039		N/A	ND	
Spinetoram	0.003 / 0.010	3	N/A	ND	PASS
Spinosad	0.003 / 0.010	3	N/A	ND	PASS
Spirodiclofen	0.031 / 0.093		N/A	ND	
Spiromesifen	0.016 / 0.050	12	N/A	ND	PASS
Spirotetramat	0.003 / 0.010	13	N/A	ND	PASS
Spiroxamine	0.020 / 0.062	≥ LOD	N/A	ND	PASS
Tebuconazole	0.003 / 0.010	2	N/A	ND	PASS
Tebufenozide	0.003 / 0.008		N/A	ND	
Teflubenzuron	0.007 / 0.022		N/A	ND	
Tetrachlorvinphos	0.003 / 0.008		N/A	ND	
Tetramethrin	0.021 / 0.063		N/A	ND	
Thiabendazole	0.006 / 0.020		N/A	ND	
Thiacloprid	0.003 / 0.009	≥ LOD	N/A	ND	PASS
Thiamethoxam	0.003 / 0.010	4.5	N/A	ND	PASS
Thiophanate-methyl	0.013 / 0.040		N/A	ND	
Trifloxystrobin	0.003 / 0.009	30	N/A	ND	PASS



Mycotoxin Analysis

MYCOTOXIN TEST RESULTS - 10/28/2025 ✔ PASS

Mycotoxin analysis utilizing high-performance liquid chromatography-mass spectrometry (HPLC-MS).

Method: QSP 1212 - Analysis of Pesticides and Mycotoxins by LC-MS

COMPOUND	LOD/LOQ (µg/kg)	ACTION LIMIT (µg/kg)	MEASUREMENT UNCERTAINTY (µg/kg)	RESULT (µg/kg)	RESULT
Aflatoxin B1	1.6 / 5.0		N/A	ND	
Aflatoxin B2	1.4 / 4.1		N/A	ND	
Aflatoxin G1	1.6 / 4.9		N/A	ND	
Aflatoxin G2	1.6 / 5.0		N/A	ND	
Ochratoxin A	1.6 / 5.0	20	N/A	ND	PASS
Total Aflatoxin		20		ND	PASS



Residual Solvents Analysis

Residual Solvent analysis utilizing gas chromatography-mass spectrometry (GC-MS).

Method: QSP 1204 - Analysis of Residual Solvents by GC-MS

Total Butanes = n-Butane + 2-Methylpropane (Isobutane)

Total Pentanes = n-Pentane + 2-Methylbutane (Isopentane) +

2,2-Dimethylpropane (Neopentane)

Total Hexanes = n-Hexane + 2,2-Dimethylbutane (Neohexane) +

2,3-Dimethylbutane / 2-Methylpentane (Isohexane) +

3-Methylpentane

Total Heptanes = 2,2-Dimethylpentane (Neoheptane) +

2,3-Dimethylpentane + 2,4-Dimethylpentane + 3,3-Dimethylpentane +

2,2,3-Trimethylbutane (Triptane) + 2-Methylhexane (Isoheptane) +

3-Methylhexane + 3-Ethylpentane + n-Heptane

Total Xylenes = 1,2-Dimethylbenzene (o-Xylene) +

1,3-Dimethylbenzene (m-Xylene) / 1,4-Dimethylbenzene (p-Xylene) +

Ethylbenzene

RESIDUAL SOLVENTS TEST RESULTS - 10/26/2025 ✔ PASS

COMPOUND	LOD/LOQ (µg/g)	ACTION LIMIT (µg/g)	MEASUREMENT UNCERTAINTY (µg/g)	RESULT (µg/g)	RESULT
Propane	0.234 / 0.781	5000	N/A	ND	PASS
2-Methylpropane (Isobutane)	0.052 / 0.173		N/A	ND	
n-Butane	0.019 / 0.063	5000	N/A	ND	PASS
Total Butanes				ND	
2-Methylbutane (Isopentane)	0.310 / 1.035		N/A	ND	
2,2-Dimethylpropane (Neopentane)	0.035 / 0.117		N/A	ND	
n-Pentane	0.310 / 1.033	5000	N/A	ND	PASS
Total Pentanes				ND	
2,2-Dimethylbutane (Neohexane)	9.831 / 32.77		N/A	ND	
2,3-Dimethylbutane / 2-Methylpentane (Isohexane)	0.381 / 1.271		N/A	ND	
3-Methylpentane	0.109 / 0.365		N/A	ND	
n-Hexane	0.110 / 0.366	290	N/A	ND	PASS
Total Hexanes				ND	
Cyclohexane	0.357 / 1.190		N/A	ND	
2,2-Dimethylpentane (Neoheptane)	0.493 / 1.642		N/A	ND	
2,3-Dimethylpentane	1.009 / 3.365		N/A	ND	
2,4-Dimethylpentane	0.737 / 2.458		N/A	ND	
3,3-Dimethylpentane	0.198 / 0.660		N/A	ND	
2,2,3-Trimethylbutane (Triptane)	0.521 / 1.738		N/A	ND	
2-Methylhexane (Isoheptane)	0.610 / 2.034		N/A	ND	
3-Methylhexane	0.235 / 0.785		N/A	ND	
3-Ethylpentane	0.304 / 1.012		N/A	ND	
n-Heptane	13.12 / 43.72	5000	N/A	ND	PASS
Total Heptanes				ND	
Cycloheptane	0.597 / 1.989		N/A	ND	
Benzene	0.089 / 0.295	1	N/A	ND	PASS
Toluene	0.115 / 0.382	890	N/A	ND	PASS
Cumene	0.180 / 0.600		N/A	ND	
1,3-Dimethylbenzene (m-Xylene) / 1,4-Dimethylbenzene (p-Xylene)	0.451 / 1.502		N/A	ND	
1,2-Dimethylbenzene (o-Xylene)	0.387 / 1.289		N/A	ND	
Ethylbenzene	0.370 / 1.233		N/A	ND	
Total Xylenes		2170		ND	PASS
Methanol	53.92 / 163.4	3000	N/A	ND	PASS
Ethanol	8.984 / 27.23	5000	N/A	ND	PASS
1-Propanol	1.540 / 5.133		N/A	ND	
2-Propanol (Isopropyl Alcohol)	8.421 / 25.52	5000	N/A	ND	PASS

Continued on next page



Residual Solvents Analysis
Continued

RESIDUAL SOLVENTS TEST RESULTS - 10/26/2025 *continued* ✔ PASS

COMPOUND	LOD/LOQ (µg/g)	ACTION LIMIT (µg/g)	MEASUREMENT UNCERTAINTY (µg/g)	RESULT (µg/g)	RESULT
1-Butanol	0.475 / 1.582		N/A	ND	
2-Butanol	7.248 / 24.16		N/A	ND	
1-Pentanol	1.461 / 4.869		N/A	ND	
Acetone	10.59 / 32.08	5000	N/A	ND	PASS
2-Butanone	0.169 / 0.564		N/A	ND	
Tetrahydrofuran	0.622 / 2.075		N/A	ND	
Ethyl Ether	0.197 / 0.658	5000	N/A	ND	PASS
Ethylene Glycol	3.803 / 12.68		N/A	ND	
2-Ethoxyethanol	1.235 / 4.118		N/A	ND	
1,2-Dimethoxyethane	2.116 / 7.052		N/A	ND	
1,4-Dioxane	0.468 / 1.558		N/A	ND	
Ethylene Oxide	0.253 / 0.844	1	N/A	ND	PASS
Ethyl Acetate	1.123 / 3.745	5000	±0.1262	8.472	PASS
Isopropyl Acetate	0.347 / 1.158		N/A	ND	
Chloroform	0.251 / 0.838	1	N/A	ND	PASS
Dichloromethane (Methylene Chloride)	2.651 / 8.838	1	N/A	ND	PASS
Trichloroethylene	0.299 / 0.996	1	N/A	ND	PASS
1,2-Dichloroethane	0.162 / 0.541	1	N/A	ND	PASS
1,1-Dichloroethene	0.185 / 0.616		N/A	ND	
1,2-Dichloroethene	0.428 / 1.427		N/A	ND	
Sulfolane	47.66 / 158.9		N/A	ND	
Dimethyl Sulfoxide	6.168 / 20.56		N/A	ND	
Acetonitrile	1.595 / 4.833	410	N/A	ND	PASS
Pyridine	0.407 / 1.355		N/A	ND	
N,N-Dimethylacetamide	0.127 / 0.422		N/A	ND	
N,N-Dimethylformamide	0.946 / 3.153		N/A	ND	

Heavy Metals Analysis

HEAVY METALS TEST RESULTS - 10/24/2025 ✔ PASS

Heavy metal analysis utilizing inductively coupled plasma-mass spectrometry (ICP-MS).

Method: QSP 1160 - Analysis of Heavy Metals by ICP-MS

COMPOUND	LOD/LOQ (µg/g)	ACTION LIMIT (µg/g)	MEASUREMENT UNCERTAINTY (µg/g)	RESULT (µg/g)	RESULT
Arsenic	0.02 / 0.1	1.5	N/A	ND	PASS
Boron	0.21 / 0.64		N/A	ND	
Cadmium	0.02 / 0.05	0.5	N/A	ND	PASS
Chromium	0.12 / 0.35		N/A	ND	
Cobalt	0.10 / 0.30		N/A	ND	
Copper	0.14 / 0.44		N/A	<LOQ	
Lead	0.04 / 0.1	0.5	N/A	ND	PASS
Lithium	0.10 / 0.31		N/A	ND	
Manganese	0.13 / 0.40		N/A	ND	
Mercury	0.002 / 0.01	3	N/A	ND	PASS

Continued on next page



 **Heavy Metals Analysis** *Continued* HEAVY METALS TEST RESULTS - 10/24/2025 *continued* ✔ **PASS**

COMPOUND	LOD/LOQ (µg/g)	ACTION LIMIT (µg/g)	MEASUREMENT UNCERTAINTY (µg/g)	RESULT (µg/g)	RESULT
Molybdenum	0.15 / 0.44		N/A	ND	
Nickel	0.13 / 0.39		N/A	ND	
Selenium	0.5 / 1.5		N/A	ND	
Silver	0.15 / 0.47		N/A	ND	
Sulfur	78 / 235		N/A	<LOQ	
Titanium	0.12 / 0.38		N/A	<LOQ	
Tungsten	0.10 / 0.32		N/A	ND	
Zinc	0.8 / 2.5		N/A	ND	

 **Microbiology Analysis**
 PCR AND PLATING

MICROBIOLOGY TEST RESULTS (PCR) - 10/27/2025 ✔ **PASS**

Analysis conducted by polymerase chain reaction (PCR) and fluorescence detection of microbiological contaminants.

Method: QSP 1221 - Analysis of Microbiological Contaminants

COMPOUND	ACTION LIMIT (cfu/g)	RESULT (cfu/g)	RESULT
<i>Aspergillus flavus</i>	Not Detected in 1g	ND	PASS
<i>Aspergillus fumigatus</i>	Not Detected in 1g	ND	PASS
<i>Aspergillus niger</i>	Not Detected in 1g	ND	PASS
<i>Aspergillus terreus</i>	Not Detected in 1g	ND	PASS
Bile-Tolerant Gram-Negative Bacteria		ND	
<i>Campylobacter</i> spp.		ND	
<i>Candida albicans</i>		ND	
<i>Listeria monocytogenes</i>		ND	
<i>Pseudomonas aeruginosa</i>		ND	
<i>Salmonella</i> spp.	Not Detected in 1g	ND	PASS
Shiga toxin-producing <i>Escherichia coli</i>	Not Detected in 1g	ND	PASS
<i>Staphylococcus aureus</i>		ND	
<i>Yersinia</i> spp.		ND	

Analysis conducted by 3M™ Petrifilm™ and plate counts of microbiological contaminants.

Method: QSP 6794 - Plating with 3M™ Petrifilm™

MICROBIOLOGY TEST RESULTS (PLATING) - 10/27/2025 **DETECTED**

COMPOUND	RESULT (cfu/g)
Coliforms	ND
<i>Escherichia coli</i>	ND
Total Aerobic Bacteria	ND
Total Enterobacteriaceae	ND
Total Yeast and Mold	10.0




Foreign Material Analysis

Visual analysis includes, but is not limited to, sand, soil, cinders, dirt, mold, hair, insect fragments, and mammalian excreta.

Method: QSP 1226 - Analysis of Foreign Material in Cannabis and Cannabis Products

FOREIGN MATERIAL TEST RESULTS - 10/24/2025 ✔ PASS

COMPOUND	ACTION LIMIT	RESULT (per 3 Grams)	RESULT
Hair Count	> 1 per 3 grams	0.0	PASS
Insect Fragment Count	> 1 per 3 grams	0.0	PASS
Mammalian Excreta Count	> 1 per 3 grams	0.0	PASS
Total Sample Area Covered by an Imbedded Foreign Material	>25%	None	PASS
Total Sample Area Covered by Mold	>25%	None	PASS
Total Sample Area Covered by Sand, Soil, Cinders, or Dirt	>25%	None	PASS



Water Activity Analysis

Method: QSP 1227 - Analysis of Water Activity in Cannabis and Cannabis Products

WATER ACTIVITY TEST RESULTS - 10/27/2025 ✔ PASS

COMPOUND	LOD/LOQ (Aw)	ACTION LIMIT (Aw)	MEASUREMENT UNCERTAINTY (Aw)	RESULT (Aw)	RESULT
Water Activity	0.030 / 0.15	0.85	±0.033	0.67	PASS

NOTES

Reason for Amendment: Order Detail Information Change Sample serving mass provided by client. Sample unit mass provided by client.

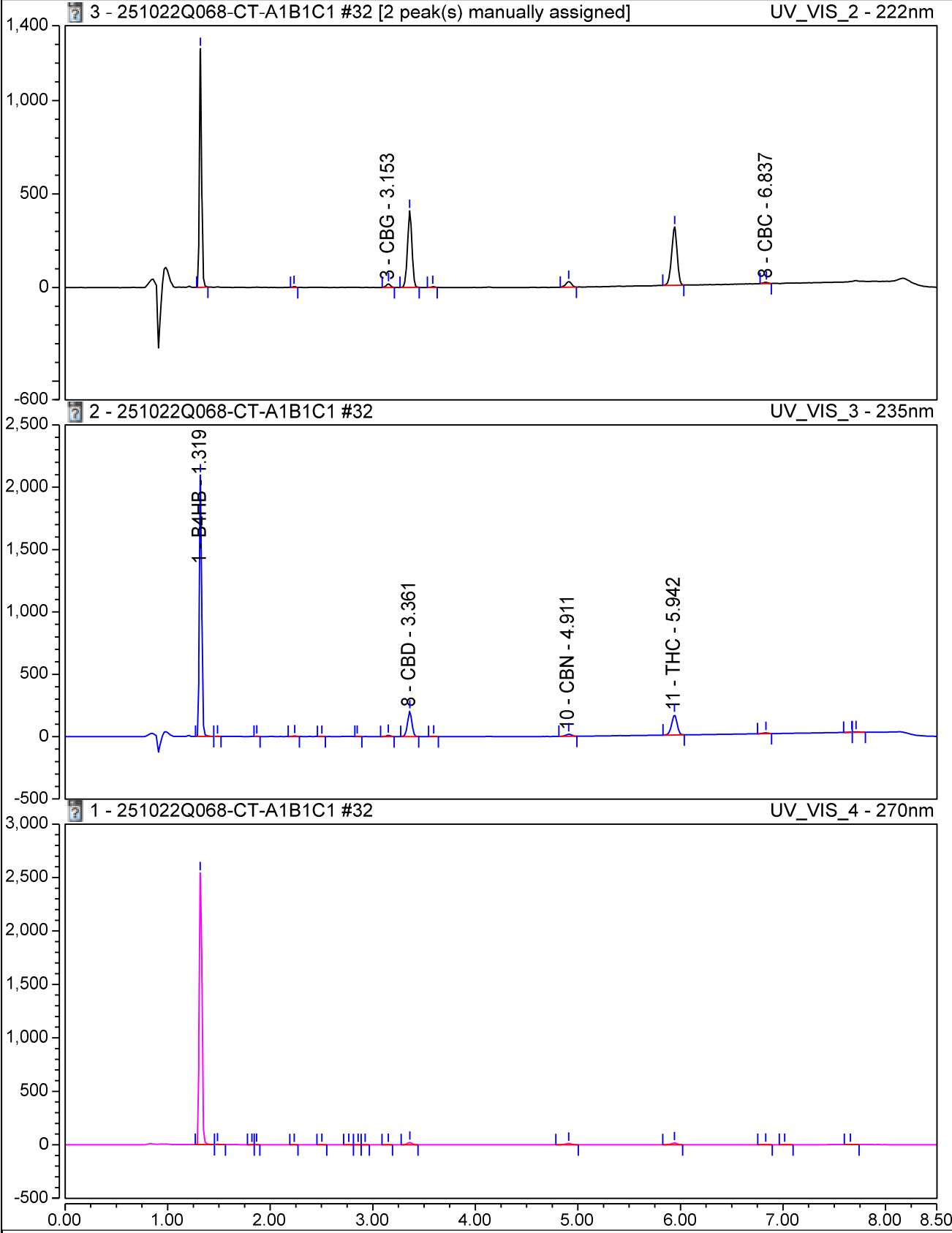
Cannabinoids: Sample Raw Data

Injection Name: 251022Q068-CT-A1B1C1

Injection Time: 23/10/2025 07:28

Chromatogram

Vial Position: BC2



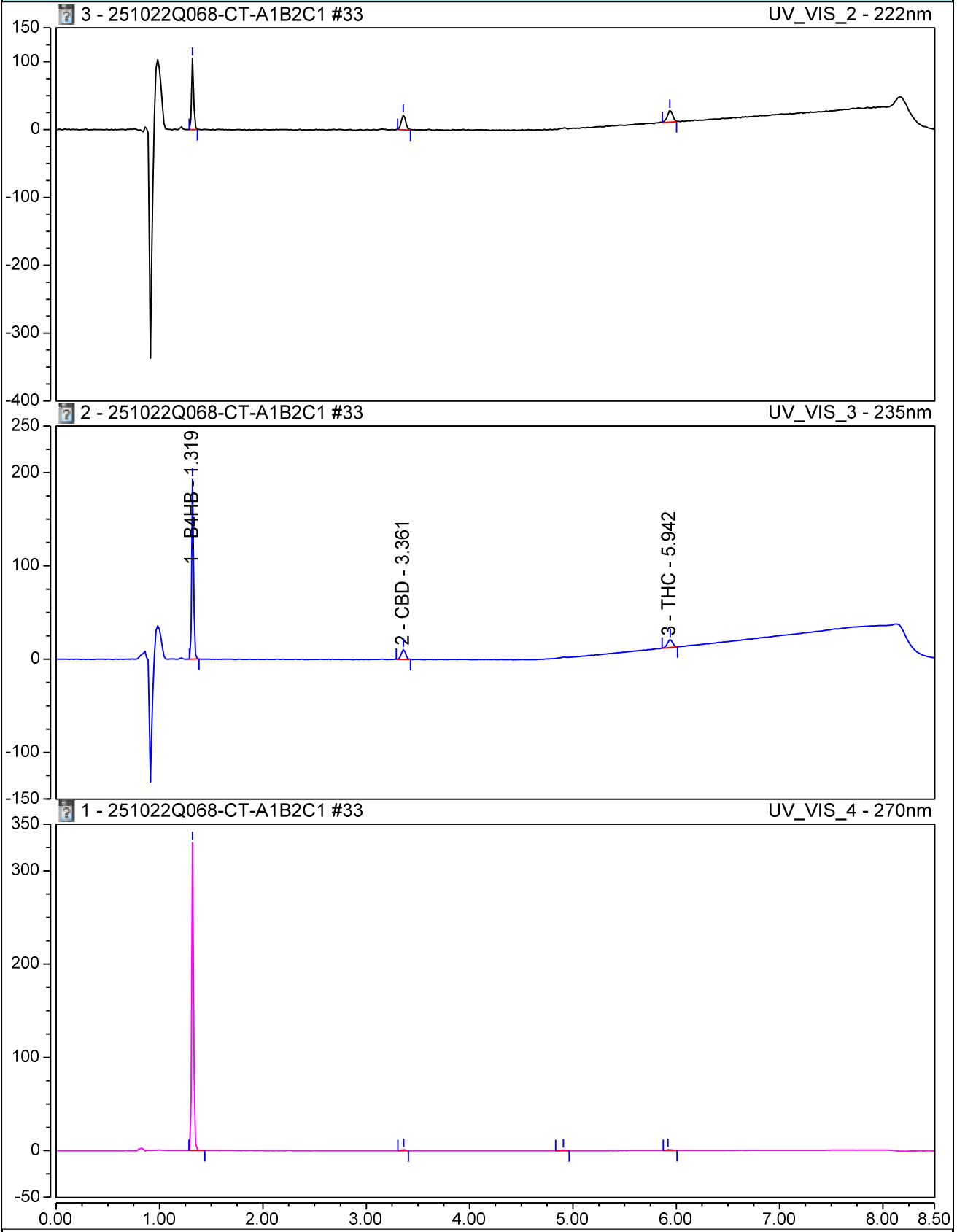
Cannabinoids: Sample Raw Data

Injection Name: 251022Q068-CT-A1B2C1

Injection Time: 23/10/2025 07:37

Chromatogram

Vial Position: BC3



ANALYZED BY:

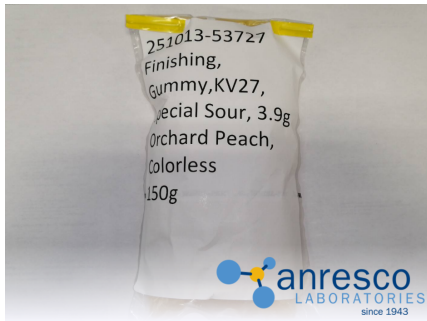
Anresco Laboratories
1375 Van Dyke Avenue,
San Francisco, CA 94124
C8-0000052-LIC

CUSTOMER:

Kiva Products, LLC
2300 N Loop Rd
Alameda 94502
n/a

MANUFACTURER:

Atlantic Candy Company
St Augustine
St Augustine 32086



SAMPLE INFORMATION

Sample No.: 1351527
Product Name: Kiva Camino Sours Hemp Orchard Peach
Matrix: Edible (Gummy)
Lot #: KV27251013-53727

Date Collected: 10/14/2025
Date Received: 10/22/2025
Date Reported: 10/30/2025

TEST SUMMARY

Cannabinoid Profile: ✔ Tested
Pesticide Residue Screen: ✔ Pass
Heavy Metal Screen: ✔ Pass
Mycotoxin Screen: ✔ Pass
Microbiological Screen: ✔ Tested
Residual Solvent Screen: ✔ Pass
Foreign Material: ✔ Pass

Cannabinoid Profile ✔ Tested

10/24/2025

Method: MF-CHEM-15
Instrument: Liquid Chromatography Diode Array Detector (LC-DAD)
Limit of Detection 0.0333 mg/g
Limit of Quantitation 0.1000 mg/g

Cannabinoid	mg/g	%	mg/serving
Δ8-THC	ND	ND	ND
Δ9-THC	2.79	0.279	10.88
Δ9-THCA	ND	ND	ND
THCV	ND	ND	ND
THCVA	ND	ND	ND
CBD	2.82	0.282	10.99
CBDA	ND	ND	ND
CBC	ND	ND	ND
CBCA	ND	ND	ND
CBDV	ND	ND	ND
CBG	0.12	0.012	0.48
CBGA	ND	ND	ND
CBN	0.13	0.013	0.50
Exo-THC	ND	ND	ND
(6aR,9R)-Δ10-THC	ND	ND	ND
(6aR,9S)-Δ10-THC	ND	ND	ND
9(R)-Hexahydrocannabinol	ND	ND	ND
9(S)-Hexahydrocannabinol	ND	ND	ND
Δ8-THC-O-Acetate	ND	ND	ND
Δ9-THC-O-Acetate	ND	ND	ND
THC-O-Phosphate	NT	NT	NT
Total THC	2.79	0.279	10.88
Total CBD	2.82	0.282	10.99
Total Cannabinoids	5.86	0.586	22.86
Sum of Cannabinoids	5.86	0.586	22.86
Serving Weight (g)	3.9		

Total THC = Δ8-THC + Δ9-THC + (0.877 * THCA)
Total CBD = CBD + (0.877 * CBDA)
Total Cannabinoids = Σ (neutral cannabinoids) + [0.877 * Σ (acidic cannabinoids)]

Microbiological Screen

10/27/2025

Analyte	Findings	Units	Method
Standard Plate Count	<10	cfu/g	FDA BAM
Total Yeast and Mold	<10	cfu/g	FDA BAM
Bile-Tolerant Gram Negative Bacteria	<10	cfu/g	AOAC 2003.01
STEC	ND	/10g	MF-MICRO-18
Aspergillus flavus	ND	/10g	MF-MICRO-14
Aspergillus fumigatus	ND	/10g	MF-MICRO-14
Aspergillus niger	ND	/10g	MF-MICRO-14
Aspergillus terreus	ND	/10g	MF-MICRO-14

Pesticide Residue Screen ✔ Pass

10/27/2025

Instrument: Liquid Chromatography Tandem Mass Spectrometry (LC-MS/MS) & Gas Chromatography Tandem Mass Spectrometry (GC-MS/MS)

Analyte	LOD/LOQ (µg/g)	Findings (µg/g)	Limit (µg/g)	Status
Abamectin	0.04/0.10	ND	0.1	Pass
Acephate	0.02/0.06	ND	0.06	Pass
Acequinocyl	0.04/0.10	ND	0.1	Pass
Acetamiprid	0.017/0.05	ND	0.05	Pass
Aldicarb	0.02/0.06	ND	0.06	Pass
Azoxystrobin	0.02/0.06	ND	0.06	Pass
Bifenazate	0.02/0.06	ND	0.06	Pass
Bifenthrin	0.04/0.10	ND	0.1	Pass
Boscalid	0.02/0.06	ND	0.06	Pass
Captan	0.20/0.60	ND	0.7	Pass
Carbaryl	0.02/0.06	ND	0.06	Pass
Carbofuran	0.017/0.05	ND	0.05	Pass
Chlorantraniliprole	0.02/0.06	ND	0.06	Pass
Chlordane	0.02/0.06	ND	0.06	Pass
Chlorfenapyr	0.02/0.06	ND	0.06	Pass
Chlorpyrifos	0.02/0.06	ND	0.06	Pass
Clofentezine	0.02/0.06	ND	0.1	Pass
Coumaphos	0.02/0.06	ND	0.06	Pass
Cyfluthrin	0.04/0.10	ND	0.1	Pass
Cypermethrin	0.04/0.10	ND	0.1	Pass
Daminozide	0.017/0.05	ND	0.05	Pass
DDVP (Dichlorvos)	0.013/0.04	ND	0.04	Pass
Diazinon	0.017/0.05	ND	0.05	Pass
Dimethoate	0.017/0.05	ND	0.05	Pass
Dimethomorph	0.017/0.05	ND	0.05	Pass
Ethoprop(hos)	0.02/0.06	ND	0.06	Pass
Etofenprox	0.02/0.06	ND	0.06	Pass
Etoxazole	0.02/0.06	ND	0.06	Pass
Fenhexamid	0.017/0.05	ND	0.05	Pass
Fenoxycarb	0.02/0.06	ND	0.06	Pass
Fenpyroximate	0.02/0.06	ND	0.1	Pass
Fipronil	0.02/0.06	ND	0.06	Pass
Flonicamid	0.02/0.06	ND	0.06	Pass
Fludioxonil	0.02/0.06	ND	0.06	Pass
Hexythiazox	0.02/0.06	ND	0.06	Pass
Imazalil	0.02/0.06	ND	0.06	Pass
Imidacloprid	0.02/0.06	ND	0.06	Pass
Kresoxim Methyl	0.02/0.06	ND	0.06	Pass
Malathion	0.017/0.05	ND	0.05	Pass
Metalaxyl	0.017/0.05	ND	0.05	Pass
Methiocarb	0.02/0.06	ND	0.06	Pass
Methomyl	0.013/0.04	ND	0.04	Pass
Methyl parathion	0.02/0.06	ND	0.06	Pass
Mevinphos	0.02/0.06	ND	0.06	Pass
Myclobutanil	0.02/0.06	ND	0.06	Pass
Naled	0.02/0.05	ND	0.1	Pass
Oxamyl	0.013/0.04	ND	0.04	Pass
Paclobutrazol	0.02/0.06	ND	0.06	Pass
Pentachloronitrobenzene	0.02/0.05	ND	0.1	Pass
Permethrins	0.04/0.10	ND	0.1	Pass
Phosmet	0.02/0.06	ND	0.06	Pass
Piperonyl Butoxide	0.017/0.05	ND	0.05	Pass
Prallethrin	0.04/0.10	ND	0.1	Pass
Propiconazole	0.02/0.06	ND	0.06	Pass
Propoxur	0.013/0.04	ND	0.04	Pass

Analyte	LOD/LOQ (µg/g)	Findings (µg/g)	Limit (µg/g)	Status
Pyrethrins	0.15/0.50	ND	0.5	Pass
Pyridaben	0.017/0.05	ND	0.05	Pass
Spinetoram	0.02/0.06	ND	0.06	Pass
Spinosad	0.02/0.06	ND	0.1	Pass
Spiromesifen	0.04/0.10	ND	0.1	Pass
Spirotetramat	0.02/0.06	ND	0.06	Pass
Spiroxamine	0.017/0.05	ND	0.05	Pass
Tebuconazole	0.02/0.06	ND	0.06	Pass
Thiacloprid	0.013/0.04	ND	0.04	Pass
Thiamethoxam	0.02/0.06	ND	0.06	Pass
Trifloxystrobin	0.02/0.06	ND	0.06	Pass

Residual Solvent Screen ✔ Pass

10/27/2025

Method: MF-CHEM-32

Instrument: Gas Chromatography Mass Spectrometry (GC/MS)

Analyte	LOD/LOQ (ppm)	Findings (ppm)	Limit (ppm)	Status
1,2-Dichloroethane	0.5/0.5	ND	1	Pass
Acetone	57/200	ND	5000	Pass
Acetonitrile	56/200	ND	410	Pass
Benzene	0.5/0.5	ND	1	Pass
n-Butane	45/200	ND	800	Pass
Chloroform	0.5/0.5	ND	1	Pass
Ethanol	37/200	ND	5000	Pass
Ethyl acetate	38/200	ND	5000	Pass
Ethyl ether	37/200	ND	5000	Pass
Ethylene oxide	0.1/0.5	ND	1	Pass
n-Heptane	67/200	ND	500	Pass
n-Hexane	49/200	ND	100	Pass
Isopropyl alcohol	57/200	ND	5000	Pass
Methanol	37/200	ND	3000	Pass
Methylene chloride	0.1/0.5	ND	1	Pass
n-Pentane	37/200	ND	5000	Pass
Propane	72/200	ND	5000	Pass
Toluene	49/200	ND	890	Pass
Total xylenes (ortho-, meta-, para-)	58/200	ND	2170	Pass
Trichloroethylene	0.5/0.5	ND	1	Pass

Heavy Metal Screen ✔ Pass

10/27/2025

Method: MF-CHEM-16

Instrument: Inductively Coupled Plasma Mass Spectrometry (ICP-MS)

Analyte	LOD/LOQ (µg/g)	Findings (µg/g)	Limit (µg/g)	Status
Arsenic	0.02/0.05	ND	0.5	Pass
Cadmium	0.02/0.05	ND	0.5	Pass
Mercury	0.02/0.05	ND	0.5	Pass
Lead	0.02/0.125	ND	0.5	Pass

Foreign Material ✔ Pass

10/27/2025

Method: MF-CHEM-7

Analyte	Findings	Limit	Status
Sand, Soils, Cinders, and Dirt	ND	25%	Pass
Mold	ND	25%	Pass
Imbedded Foreign Material	ND	25%	Pass
Insect Fragment	ND	1 per 3g	Pass
Hair	ND	1 per 3g	Pass
Mammalian Excreta	ND	1 per 3g	Pass

Mycotoxin Screen ✔ Pass

10/27/2025

Instrument: Liquid Chromatography Tandem Mass Spectrometry (LC-MS/MS) & Gas Chromatography Tandem Mass Spectrometry (GC-MS/MS)

Analyte	LOD/LOQ (µg/kg)	Findings (µg/kg)	Limit (µg/kg)	Status
Aflatoxin B1	2/5	ND	20	Pass
Aflatoxin B2	2/5	ND	20	Pass
Aflatoxin G1	2/5	ND	20	Pass
Aflatoxin G2	2/5	ND	20	Pass
Ochratoxin A	6/18	ND	20	Pass

ND = None Detected
LOD = Limit of Detection
LOQ = Limit of Quantitation

Reported by


Zachary Eisenberg
Vice President



Scan to verify