

SAMPLE DETAILS
SAMPLE NAME: Kiva Camino Sours Hemp Blackberry

Infused, Solid Edible

CULTIVATOR / MANUFACTURER
Business Name: Atlantic Candy Company

License Number:
Address:
 St Augustine FL 32086

DISTRIBUTOR / TESTED FOR
Business Name: Kiva Products, LLC

License Number:
Address: 2300 N Loop Rd.
 Alameda CA 94502

SAMPLE DETAIL
Batch Number: KV24251016-53724

Sample ID: 251024K003

Date Collected: 10/24/2025

Date Received: 10/24/2025

Batch Size:
Sample Size: 1.0 unit

Unit Mass: 4.0386 grams per Unit

Serving Size:


Scan QR code to verify authenticity of results.

CANNABINOID ANALYSIS - SUMMARY
Total THC: 9.826 mg/unit

Total CBD: 10.109 mg/unit

Sum of Cannabinoids: 30.976 mg/unit

Total Cannabinoids: 30.976 mg/unit

Total THC/CBD is calculated using the following formulas to take into account the loss of a carboxyl group during the decarboxylation step:

 Total THC = Δ^9 -THC + (THCa (0.877))


Total CBD = CBD + (CBDa (0.877))


 Sum of Cannabinoids = Δ^9 -THC + THCa + CBD + CBDa + CBG + CBGa + THCV + THCVa + CBC + CBCa + CBDV + CBDVa + Δ^8 -THC + CBL + CBN
 Total Cannabinoids = (Δ^9 -THC+0.877*THCa) + (CBD+0.877*CBDa) + (CBG+0.877*CBGa) + (THCV+0.877*THCVa) + (CBC+0.877*CBCa) + (CBDV+0.877*CBDVa) + Δ^8 -THC + CBL + CBN

TERPENOID ANALYSIS - SUMMARY


39 TESTED, TOP 3 HIGHLIGHTED

Total Terpenoids: <LOQ



 Limonene <LOQ


SAFETY ANALYSIS - SUMMARY
 Δ^9 -THC per Unit:  **PASS**

 Pesticides:  **PASS**

 Mycotoxins:  **PASS**

 Residual Solvents:  **PASS**

 Heavy Metals:  **PASS**

 Microbiology (PCR):  **PASS**

 Microbiology (Plating): **ND**

 Foreign Material:  **PASS**

 Water Activity:  **PASS**

For quality assurance purposes. Not a Regulatory Hemp Lab Test Report. These results relate only to the sample included on this report. This report shall not be reproduced, except in full, without written approval of the laboratory.

Sample Certification: California Code of Regulations Title 4 Division 19. Department of Cannabis Control Business and Professions Code. Reference: Sections 26100, 26104 and 26110, Business and Professions Code.

Decision Rule: Statements of conformity (e.g. Pass/Fail) to specifications are made in this report without taking measurement uncertainty into account. Where statements of conformity are made in this report, the following decision rules are applied: PASS - Results within limits/specifications, FAIL - Results exceed limits/specifications.

References: limit of detection (LOD), limit of quantification (LOQ), not detected (ND), not tested (NT), $\mu\text{g/g}$ = ppm, $\mu\text{g/kg}$ = ppb, too numerous to count >250 cfu/plate (TNTC), colony-forming unit (cfu)



 LQC verified by: Michael Pham
 Job Title: Senior Laboratory Analyst
 Date: 10/31/2025



 Approved by: Josh Wurzer
 Chief Compliance Officer
 Date: 10/31/2025

Amendment to Certificate of Analysis 251024K003-001



Cannabinoid Analysis

Tested by high-performance liquid chromatography with diode-array detection (HPLC-DAD).

Method: QSP 1157 - Analysis of Cannabinoids by HPLC-DAD

TOTAL THC: 9.826 mg/unit

Total THC (Δ^9 -THC+0.877*THCa)

TOTAL CBD: 10.109 mg/unit

Total CBD (CBD+0.877*CBDA)

TOTAL CANNABINOIDS: 30.976 mg/unit

Total Cannabinoids (Total THC) + (Total CBD) + (Total CBG) + (Total THCv) + (Total CBC) + (Total CBDV) + Δ^8 -THC + CBL + CBN

TOTAL CBG: 0.392 mg/unit

Total CBG (CBG+0.877*CBGa)

TOTAL THCV: 0.081 mg/unit

Total THCV (THCV+0.877*THCVa)

TOTAL CBC: 0.166 mg/unit

Total CBC (CBC+0.877*CBCa)

TOTAL CBDV: <LOQ

Total CBDV (CBDV+0.877*CBDVa)

Terpenoid Analysis

Terpene analysis utilizing gas chromatography-flame ionization detection (GC-FID).

Method: QSP 1192 - Analysis of Terpenoids by GC-FID

CANNABINOID TEST RESULTS - 10/25/2025

COMPOUND	LOD/LOQ (mg/g)	MEASUREMENT UNCERTAINTY (mg/g)	RESULT (mg/g)	RESULT (%)
CBN	0.001 / 0.007	±0.0739	2.576	0.2576
CBD	0.004 / 0.011	±0.0934	2.503	0.2503
Δ^9 -THC	0.002 / 0.014	±0.1336	2.433	0.2433
CBG	0.002 / 0.006	±0.0047	0.097	0.0097
CBC	0.003 / 0.010	±0.0013	0.041	0.0041
THCV	0.002 / 0.012	±0.0010	0.020	0.0020
CBDV	0.002 / 0.012	N/A	<LOQ	<LOQ
Δ^8 -THC	0.01 / 0.02	N/A	ND	ND
THCa	0.001 / 0.005	N/A	ND	ND
THCVa	0.002 / 0.019	N/A	ND	ND
CBDA	0.001 / 0.026	N/A	ND	ND
CBDVa	0.001 / 0.018	N/A	ND	ND
CBGa	0.002 / 0.007	N/A	ND	ND
CBL	0.003 / 0.010	N/A	ND	ND
CBCa	0.001 / 0.015	N/A	ND	ND
SUM OF CANNABINOIDS			7.670 mg/g	0.7670%

Unit Mass: 4.0386 grams per Unit

Parameter	Limit	Result	Status
Δ^9 -THC per Unit	110 per-package limit	9.826 mg/unit	PASS
Total THC per Unit		9.826 mg/unit	
CBD per Unit		10.109 mg/unit	
Total CBD per Unit		10.109 mg/unit	
Sum of Cannabinoids per Unit		30.976 mg/unit	
Total Cannabinoids per Unit		30.976 mg/unit	

TERPENOID TEST RESULTS - 10/28/2025

COMPOUND	LOD/LOQ (mg/g)	MEASUREMENT UNCERTAINTY (mg/g)	RESULT (mg/g)	RESULT (%)
Limonene	0.005 / 0.036	N/A	<LOQ	<LOQ
α -Bisabolol	0.008 / 0.026	N/A	ND	ND
α -Cedrene	0.005 / 0.016	N/A	ND	ND
α -Humulene	0.009 / 0.180	N/A	ND	ND
α -Phellandrene	0.006 / 0.036	N/A	ND	ND
α -Pinene	0.005 / 0.036	N/A	ND	ND
α -Terpinene	0.005 / 0.017	N/A	ND	ND
β -Caryophyllene	0.004 / 0.012	N/A	ND	ND
β -Ocimene	0.006 / 0.025	N/A	ND	ND
β -Pinene	0.004 / 0.014	N/A	ND	ND
Borneol	0.005 / 0.016	N/A	ND	ND

Continued on next page



Terpenoid Analysis *Continued*

TERPENOID TEST RESULTS - 10/28/2025 *continued*

1 Limonene

A monoterpene with a fragrance that can be described as orangey, citrusy, sweet and tart. It is most commonly found in nature as D-Limonene and is a primary contributor to the distinct scent of orange peels, from which it is commonly derived. Found in numerous pines, red maple, silver maple, aspens, cottonwoods, hemlocks, sumac, cedar, junipers...etc.

COMPOUND	LOD/LOQ (mg/g)	MEASUREMENT UNCERTAINTY (mg/g)	RESULT (mg/g)	RESULT (%)
Camphene	0.005 / 0.015	N/A	ND	ND
Camphor	0.006 / 0.036	N/A	ND	ND
Caryophyllene Oxide	0.010 / 0.033	N/A	ND	ND
Cedrol	0.008 / 0.027	N/A	ND	ND
Citronellol	0.003 / 0.036	N/A	ND	ND
Δ ³ -Carene	0.005 / 0.018	N/A	ND	ND
Eucalyptol	0.006 / 0.018	N/A	ND	ND
Fenchol	0.010 / 0.036	N/A	ND	ND
Fenchone	0.009 / 0.036	N/A	ND	ND
γ-Terpinene	0.006 / 0.018	N/A	ND	ND
Geraniol	0.002 / 0.036	N/A	ND	ND
Geranyl Acetate	0.004 / 0.036	N/A	ND	ND
Guaiol	0.009 / 0.030	N/A	ND	ND
Isoborneol	0.004 / 0.012	N/A	ND	ND
Isopulegol	0.005 / 0.036	N/A	ND	ND
Linalool	0.009 / 0.036	N/A	ND	ND
Menthol	0.008 / 0.025	N/A	ND	ND
Myrcene	0.008 / 0.025	N/A	ND	ND
Nerol	0.003 / 0.036	N/A	ND	ND
Nerolidol	0.006 / 0.021	N/A	ND	ND
p-Cymene	0.005 / 0.016	N/A	ND	ND
Pulegone	0.003 / 0.011	N/A	ND	ND
Sabinene	0.004 / 0.014	N/A	ND	ND
Sabinene Hydrate	0.006 / 0.036	N/A	ND	ND
Terpineol	0.009 / 0.031	N/A	ND	ND
Terpinolene	0.008 / 0.036	N/A	ND	ND
trans-β-Farnesene	0.008 / 0.025	N/A	ND	ND
Valencene	0.009 / 0.180	N/A	ND	ND
TOTAL TERPENOIDS			<LOQ	<LOQ



Pesticide Analysis

PESTICIDE TEST RESULTS - 10/29/2025 ✔ PASS

Pesticide and plant growth regulator analysis utilizing high-performance liquid chromatography-mass spectrometry (HPLC-MS) or gas chromatography-mass spectrometry (GC-MS).

COMPOUND	LOD/LOQ (µg/g)	ACTION LIMIT (µg/g)	MEASUREMENT UNCERTAINTY (µg/g)	RESULT (µg/g)	RESULT
Abamectin	0.032 / 0.097	0.3	N/A	ND	PASS
Acephate	0.006 / 0.018	5	N/A	ND	PASS
Acequinocyl	0.009 / 0.027	4	N/A	ND	PASS
Acetamiprid	0.016 / 0.049	5	N/A	ND	PASS
Aldicarb	0.030 / 0.090	≥ LOD	N/A	ND	PASS
Allethrin	0.030 / 0.092		N/A	ND	
Atrazine	0.006 / 0.019		N/A	ND	

*GC-MS utilized where indicated.

Method: QSP 1212 - Analysis of Pesticides and Mycotoxins by LC-MS or QSP 1213 - Analysis of Pesticides by GC-MS

Continued on next page



Pesticide Analysis *Continued*

PESTICIDE TEST RESULTS - 10/29/2025 *continued* ✔ PASS

COMPOUND	LOD/LOQ (µg/g)	ACTION LIMIT (µg/g)	MEASUREMENT UNCERTAINTY (µg/g)	RESULT (µg/g)	RESULT
Azadirachtin	0.082 / 0.248		N/A	ND	
Azoxystrobin	0.003 / 0.009	40	N/A	ND	PASS
Benzovindiflupyr	0.003 / 0.009		N/A	ND	
Bifenazate	0.003 / 0.009	5	N/A	ND	PASS
Bifenthrin	0.021 / 0.064	0.5	N/A	ND	PASS
Boscalid	0.003 / 0.009	10	N/A	ND	PASS
Buprofezin [‡]	0.006 / 0.019		N/A	ND	
Captan	0.045 / 0.135	5	N/A	ND	PASS
Carbaryl	0.007 / 0.020	0.5	N/A	ND	PASS
Carbofuran	0.003 / 0.008	≥ LOD	N/A	ND	PASS
Chlorantraniliprole	0.006 / 0.018	40	N/A	ND	PASS
Chlordane*	0.010 / 0.032	≥ LOD	N/A	ND	PASS
Chlorfenapyr*	0.005 / 0.015	≥ LOD	N/A	ND	PASS
Chlormequat chloride	0.022 / 0.066		N/A	ND	
Chlorpyrifos	0.013 / 0.039	≥ LOD	N/A	ND	PASS
Clofentezine	0.003 / 0.009	0.5	N/A	ND	PASS
Clothianidin	0.008 / 0.025		N/A	ND	
Coumaphos	0.003 / 0.010	≥ LOD	N/A	ND	PASS
Cyantraniliprole	0.003 / 0.010		N/A	ND	
Cyfluthrin	0.052 / 0.159	1	N/A	ND	PASS
Cypermethrin	0.051 / 0.153	1	N/A	ND	PASS
Cyprodinil [‡]	0.003 / 0.008		N/A	ND	
Daminozide	0.026 / 0.077	≥ LOD	N/A	ND	PASS
Deltamethrin	0.059 / 0.180		N/A	ND	
Diazinon	0.006 / 0.017	0.2	N/A	ND	PASS
Dichlorvos (DDVP)	0.012 / 0.038	≥ LOD	N/A	ND	PASS
Dimethoate	0.003 / 0.009	≥ LOD	N/A	ND	PASS
Dimethomorph	0.016 / 0.050	20	N/A	ND	PASS
Dinotefuran	0.010 / 0.030		N/A	ND	
Diuron	0.013 / 0.040		N/A	ND	
Dodemorph	0.012 / 0.035		N/A	ND	
Endosulfan sulfate	0.016 / 0.048		N/A	ND	
Endosulfan-α*	0.004 / 0.014		N/A	ND	
Endosulfan-β*	0.006 / 0.019		N/A	ND	
Ethoprophos	0.003 / 0.009	≥ LOD	N/A	ND	PASS
Etofenprox	0.014 / 0.042	≥ LOD	N/A	ND	PASS
Etoxazole	0.007 / 0.020	1.5	N/A	ND	PASS
Etridiazole*	0.002 / 0.005		N/A	ND	
Fenhexamid	0.003 / 0.008	10	N/A	ND	PASS
Fenoxycarb	0.003 / 0.010	≥ LOD	N/A	ND	PASS
Fenpyroximate	0.007 / 0.020	2	N/A	ND	PASS

Continued on next page



Pesticide Analysis *Continued*

PESTICIDE TEST RESULTS - 10/29/2025 *continued* ✔ **PASS**

COMPOUND	LOD/LOQ (µg/g)	ACTION LIMIT (µg/g)	MEASUREMENT UNCERTAINTY (µg/g)	RESULT (µg/g)	RESULT
Fensulfothion	0.003 / 0.010		N/A	ND	
Fenthion	0.003 / 0.010		N/A	ND	
Fenvalerate [†]	0.033 / 0.099		N/A	ND	
Fipronil	0.003 / 0.010	≥ LOD	N/A	ND	PASS
Flonicamid	0.007 / 0.022	2	N/A	ND	PASS
Fludioxonil	0.003 / 0.010	30	N/A	ND	PASS
Fluopyram [‡]	0.003 / 0.009		N/A	ND	
Hexythiazox	0.003 / 0.010	2	N/A	ND	PASS
Imazalil	0.003 / 0.009	≥ LOD	N/A	ND	PASS
Imidacloprid	0.003 / 0.010	3	N/A	ND	PASS
Iprodione	0.077 / 0.233		N/A	ND	
Kinoprene	0.077 / 0.233		N/A	ND	
Kresoxim-methyl	0.006 / 0.019	1	N/A	ND	PASS
λ-Cyhalothrin	0.068 / 0.206		N/A	ND	
Malathion	0.003 / 0.009	5	N/A	ND	PASS
Metalaxyl	0.003 / 0.010	15	N/A	ND	PASS
Methiocarb	0.003 / 0.008	≥ LOD	N/A	ND	PASS
Methomyl	0.008 / 0.025	0.1	N/A	ND	PASS
Methoprene	0.172 / 0.521		N/A	ND	
Mevinphos	0.008 / 0.024	≥ LOD	N/A	ND	PASS
MGK-264	0.015 / 0.047		N/A	ND	
Myclobutanil	0.003 / 0.009	9	N/A	ND	PASS
Naled	0.021 / 0.064	0.5	N/A	ND	PASS
Novaluron	0.002 / 0.005		N/A	ND	
Oxamyl	0.017 / 0.051	0.2	N/A	ND	PASS
Paclobutrazol	0.003 / 0.010	≥ LOD	N/A	ND	PASS
Parathion-methyl	0.016 / 0.050	≥ LOD	N/A	ND	PASS
Pentachloronitrobenzene (Quintozene)*	0.004 / 0.012	0.2	N/A	ND	PASS
Permethrin	0.056 / 0.168	20	N/A	ND	PASS
Phenothrin	0.016 / 0.047		N/A	ND	
Phosmet	0.007 / 0.020	0.2	N/A	ND	PASS
Piperonyl Butoxide	0.010 / 0.029	8	N/A	ND	PASS
Pirimicarb	0.003 / 0.009		N/A	ND	
Prallethrin	0.015 / 0.046	0.4	N/A	ND	PASS
Propiconazole	0.027 / 0.080	20	N/A	ND	PASS
Propoxur	0.003 / 0.008	≥ LOD	N/A	ND	PASS
Pyraclostrobin	0.003 / 0.010		N/A	ND	
Pyrethrins	0.016 / 0.049	1	N/A	ND	PASS
Pyridaben	0.005 / 0.017	3	N/A	ND	PASS
Pyriproxyfen	0.003 / 0.009		N/A	ND	
Resmethrin	0.013 / 0.039		N/A	ND	

Continued on next page



Pesticide Analysis *Continued*

PESTICIDE TEST RESULTS - 10/29/2025 *continued* ✔ PASS

COMPOUND	LOD/LOQ (µg/g)	ACTION LIMIT (µg/g)	MEASUREMENT UNCERTAINTY (µg/g)	RESULT (µg/g)	RESULT
Spinetoram	0.003 / 0.010	3	N/A	ND	PASS
Spinosad	0.003 / 0.010	3	N/A	ND	PASS
Spirodiclofen	0.031 / 0.093		N/A	ND	
Spiromesifen	0.016 / 0.050	12	N/A	ND	PASS
Spirotetramat	0.003 / 0.010	13	N/A	ND	PASS
Spiroxamine	0.020 / 0.062	≥ LOD	N/A	ND	PASS
Tebuconazole	0.003 / 0.010	2	N/A	ND	PASS
Tebufenozide	0.003 / 0.008		N/A	ND	
Teflubenzuron	0.007 / 0.022		N/A	ND	
Tetrachlorvinphos	0.003 / 0.008		N/A	ND	
Tetramethrin	0.021 / 0.063		N/A	ND	
Thiabendazole	0.006 / 0.020		N/A	ND	
Thiacloprid	0.003 / 0.009	≥ LOD	N/A	ND	PASS
Thiamethoxam	0.003 / 0.010	4.5	N/A	ND	PASS
Thiophanate-methyl	0.013 / 0.040		N/A	ND	
Trifloxystrobin	0.003 / 0.009	30	N/A	ND	PASS



Mycotoxin Analysis

MYCOTOXIN TEST RESULTS - 10/29/2025 ✔ PASS

Mycotoxin analysis utilizing high-performance liquid chromatography-mass spectrometry (HPLC-MS).

Method: QSP 1212 - Analysis of Pesticides and Mycotoxins by LC-MS

COMPOUND	LOD/LOQ (µg/kg)	ACTION LIMIT (µg/kg)	MEASUREMENT UNCERTAINTY (µg/kg)	RESULT (µg/kg)	RESULT
Aflatoxin B1	1.6 / 5.0		N/A	ND	
Aflatoxin B2	1.4 / 4.1		N/A	ND	
Aflatoxin G1	1.6 / 4.9		N/A	ND	
Aflatoxin G2	1.6 / 5.0		N/A	ND	
Ochratoxin A	1.6 / 5.0	20	N/A	ND	PASS
Total Aflatoxin		20		ND	PASS



Residual Solvents Analysis

RESIDUAL SOLVENTS TEST RESULTS - 10/28/2025 ✔ PASS

Residual Solvent analysis utilizing gas chromatography-mass spectrometry (GC-MS).

Method: QSP 1204 - Analysis of Residual Solvents by GC-MS

Total Butanes = n-Butane + 2-Methylpropane (Isobutane)
Total Pentanes = n-Pentane + 2-Methylbutane (Isopentane) + 2,2-Dimethylpropane (Neopentane)
Total Hexanes = n-Hexane + 2,2-Dimethylbutane (Neohexane) + 2,3-Dimethylbutane / 2-Methylpentane (Isohexane) + 3-Methylpentane
Total Heptanes = 2,2-Dimethylpentane (Neoheptane) + 2,3-Dimethylpentane + 2,4-Dimethylpentane + 3,3-Dimethylpentane + 2,2,3-Trimethylbutane (Triptane) + 2-Methylhexane (Isoheptane) + 3-Methylhexane + 3-Ethylpentane + n-Heptane
Total Xylenes = 1,2-Dimethylbenzene (o-Xylene) + 1,3-Dimethylbenzene (m-Xylene) / 1,4-Dimethylbenzene (p-Xylene) + Ethylbenzene

COMPOUND	LOD/LOQ (µg/g)	ACTION LIMIT (µg/g)	MEASUREMENT UNCERTAINTY (µg/g)	RESULT (µg/g)	RESULT
Propane	0.234 / 0.781	5000	N/A	ND	PASS
2-Methylpropane (Isobutane)	0.052 / 0.173		N/A	ND	
n-Butane	0.019 / 0.063	5000	N/A	ND	PASS
Total Butanes				ND	
2-Methylbutane (Isopentane)	0.310 / 1.035		N/A	ND	
2,2-Dimethylpropane (Neopentane)	0.035 / 0.117		N/A	ND	
n-Pentane	0.310 / 1.033	5000	N/A	ND	PASS
Total Pentanes				ND	

Continued on next page



 **Residual Solvents Analysis**
Continued

RESIDUAL SOLVENTS TEST RESULTS - 10/28/2025 *continued* ✔ PASS

COMPOUND	LOD/LOQ (µg/g)	ACTION LIMIT (µg/g)	MEASUREMENT UNCERTAINTY (µg/g)	RESULT (µg/g)	RESULT
2,2-Dimethylbutane (Neohexane)	9.831 / 32.77		N/A	ND	
2,3-Dimethylbutane / 2-Methylpentane (Isohexane)	0.381 / 1.271		N/A	ND	
3-Methylpentane	0.109 / 0.365		N/A	ND	
n-Hexane	0.110 / 0.366	290	N/A	ND	PASS
Total Hexanes				ND	
Cyclohexane	0.357 / 1.190		N/A	ND	
2,2-Dimethylpentane (Neoheptane)	0.493 / 1.642		N/A	ND	
2,3-Dimethylpentane	1.009 / 3.365		N/A	ND	
2,4-Dimethylpentane	0.737 / 2.458		N/A	ND	
3,3-Dimethylpentane	0.198 / 0.660		N/A	ND	
2,2,3-Trimethylbutane (Triptane)	0.521 / 1.738		N/A	ND	
2-Methylhexane (Isoheptane)	0.610 / 2.034		N/A	ND	
3-Methylhexane	0.235 / 0.785		N/A	ND	
3-Ethylpentane	0.304 / 1.012		N/A	ND	
n-Heptane	13.12 / 43.72	5000	N/A	ND	PASS
Total Heptanes				ND	
Cycloheptane	0.597 / 1.989		N/A	ND	
Benzene	0.089 / 0.295	1	N/A	ND	PASS
Toluene	0.115 / 0.382	890	N/A	ND	PASS
Cumene	0.180 / 0.600		N/A	ND	
1,3-Dimethylbenzene (m-Xylene) / 1,4-Dimethylbenzene (p-Xylene)	0.451 / 1.502		N/A	ND	
1,2-Dimethylbenzene (o-Xylene)	0.387 / 1.289		N/A	ND	
Ethylbenzene	0.370 / 1.233		N/A	ND	
Total Xylenes		2170		ND	PASS
Methanol	53.92 / 163.4	3000	N/A	ND	PASS
Ethanol	8.984 / 27.23	5000	±15.074	966.27	PASS
1-Propanol	1.540 / 5.133		N/A	ND	
2-Propanol (Isopropyl Alcohol)	8.421 / 25.52	5000	N/A	ND	PASS
1-Butanol	0.475 / 1.582		N/A	ND	
2-Butanol	7.248 / 24.16		N/A	ND	
1-Pentanol	1.461 / 4.869		N/A	ND	
Acetone	10.59 / 32.08	5000	N/A	ND	PASS
2-Butanone	0.169 / 0.564		N/A	ND	
Tetrahydrofuran	0.622 / 2.075		N/A	ND	
Ethyl Ether	0.197 / 0.658	5000	N/A	ND	PASS
Ethylene Glycol	3.803 / 12.68		N/A	ND	
2-Ethoxyethanol	1.235 / 4.118		N/A	ND	
1,2-Dimethoxyethane	2.116 / 7.052		N/A	ND	

Continued on next page




Residual Solvents Analysis

Continued

RESIDUAL SOLVENTS TEST RESULTS - 10/28/2025 *continued* ✔ PASS

COMPOUND	LOD/LOQ (µg/g)	ACTION LIMIT (µg/g)	MEASUREMENT UNCERTAINTY (µg/g)	RESULT (µg/g)	RESULT
1,4-Dioxane	0.468 / 1.558		N/A	ND	
Ethylene Oxide	0.253 / 0.844	1	N/A	ND	PASS
Ethyl Acetate	1.123 / 3.745	5000	N/A	ND	PASS
Isopropyl Acetate	0.347 / 1.158		N/A	ND	
Chloroform	0.251 / 0.838	1	N/A	ND	PASS
Dichloromethane (Methylene Chloride)	2.651 / 8.838	1	N/A	ND	PASS
Trichloroethylene	0.299 / 0.996	1	N/A	ND	PASS
1,2-Dichloroethane	0.162 / 0.541	1	N/A	ND	PASS
1,1-Dichloroethene	0.185 / 0.616		N/A	ND	
1,2-Dichloroethene	0.428 / 1.427		N/A	ND	
Sulfolane	47.66 / 158.9		N/A	ND	
Dimethyl Sulfoxide	6.168 / 20.56		N/A	ND	
Acetonitrile	1.595 / 4.833	410	N/A	ND	PASS
Pyridine	0.407 / 1.355		N/A	ND	
N,N-Dimethylacetamide	0.127 / 0.422		N/A	ND	
N,N-Dimethylformamide	0.946 / 3.153		N/A	ND	



Heavy Metals Analysis

Heavy metal analysis utilizing inductively coupled plasma-mass spectrometry (ICP-MS).

Method: QSP 1160 - Analysis of Heavy Metals by ICP-MS

HEAVY METALS TEST RESULTS - 10/29/2025 ✔ PASS

COMPOUND	LOD/LOQ (µg/g)	ACTION LIMIT (µg/g)	MEASUREMENT UNCERTAINTY (µg/g)	RESULT (µg/g)	RESULT
Arsenic	0.02 / 0.1	1.5	N/A	ND	PASS
Boron	0.21 / 0.64		N/A	ND	
Cadmium	0.02 / 0.05	0.5	N/A	ND	PASS
Chromium	0.12 / 0.35		N/A	ND	
Cobalt	0.10 / 0.30		N/A	ND	
Copper	0.14 / 0.44		N/A	<LOQ	
Lead	0.04 / 0.1	0.5	N/A	ND	PASS
Lithium	0.10 / 0.31		N/A	ND	
Manganese	0.13 / 0.40		N/A	ND	
Mercury	0.002 / 0.01	3	N/A	<LOQ	PASS
Molybdenum	0.15 / 0.44		N/A	ND	
Nickel	0.13 / 0.39		N/A	ND	
Selenium	0.5 / 1.5		N/A	ND	
Silver	0.15 / 0.47		N/A	ND	
Sulfur	78 / 235		N/A	ND	
Titanium	0.12 / 0.38		N/A	ND	
Tungsten	0.10 / 0.32		N/A	ND	
Zinc	0.8 / 2.5		N/A	ND	



Microbiology Analysis

PCR AND PLATING

Analysis conducted by polymerase chain reaction (PCR) and fluorescence detection of microbiological contaminants.

Method: QSP 1221 - Analysis of Microbiological Contaminants

MICROBIOLOGY TEST RESULTS (PCR) - 10/31/2025 ✔ PASS

COMPOUND	ACTION LIMIT (cfu/g)	RESULT (cfu/g)	RESULT
<i>Aspergillus flavus</i>	Not Detected in 1g	ND	PASS
<i>Aspergillus fumigatus</i>	Not Detected in 1g	ND	PASS
<i>Aspergillus niger</i>	Not Detected in 1g	ND	PASS
<i>Aspergillus terreus</i>	Not Detected in 1g	ND	PASS
Bile-Tolerant Gram-Negative Bacteria		ND	
<i>Campylobacter</i> spp.		ND	
<i>Candida albicans</i>		ND	
<i>Listeria monocytogenes</i>		ND	
<i>Pseudomonas aeruginosa</i>		ND	
<i>Salmonella</i> spp.	Not Detected in 1g	ND	PASS
Shiga toxin-producing <i>Escherichia coli</i>	Not Detected in 1g	ND	PASS
<i>Staphylococcus aureus</i>		ND	
<i>Yersinia</i> spp.		ND	

Analysis conducted by 3M™ Petrifilm™ and plate counts of microbiological contaminants.

Method: QSP 6794 - Plating with 3M™ Petrifilm™

MICROBIOLOGY TEST RESULTS (PLATING) - 10/31/2025 ND

COMPOUND	RESULT (cfu/g)
Coliforms	ND
<i>Escherichia coli</i>	ND
Total Aerobic Bacteria	ND
Total Enterobacteriaceae	ND
Total Yeast and Mold	ND



Foreign Material Analysis

Visual analysis includes, but is not limited to, sand, soil, cinders, dirt, mold, hair, insect fragments, and mammalian excreta.

Method: QSP 1226 - Analysis of Foreign Material in Cannabis and Cannabis Products

FOREIGN MATERIAL TEST RESULTS - 10/27/2025 ✔ PASS

COMPOUND	ACTION LIMIT	RESULT (per 3 Grams)	RESULT
Hair Count	> 1 per 3 grams	0.0	PASS
Insect Fragment Count	> 1 per 3 grams	0.0	PASS
Mammalian Excreta Count	> 1 per 3 grams	0.0	PASS
Total Sample Area Covered by an Imbedded Foreign Material	>25%	None	PASS
Total Sample Area Covered by Mold	>25%	None	PASS
Total Sample Area Covered by Sand, Soil, Cinders, or Dirt	>25%	None	PASS



Water Activity Analysis

WATER ACTIVITY TEST RESULTS - 10/29/2025 ✔ PASS

Method: QSP 1227 - Analysis of Water Activity in Cannabis and Cannabis Products

COMPOUND	LOD/LOQ (Aw)	ACTION LIMIT (Aw)	MEASUREMENT UNCERTAINTY (Aw)	RESULT (Aw)	RESULT
Water Activity	0.030 / 0.15	0.85	±0.033	0.68	PASS

NOTES

Reason for Amendment: Add/Remove Test(s)

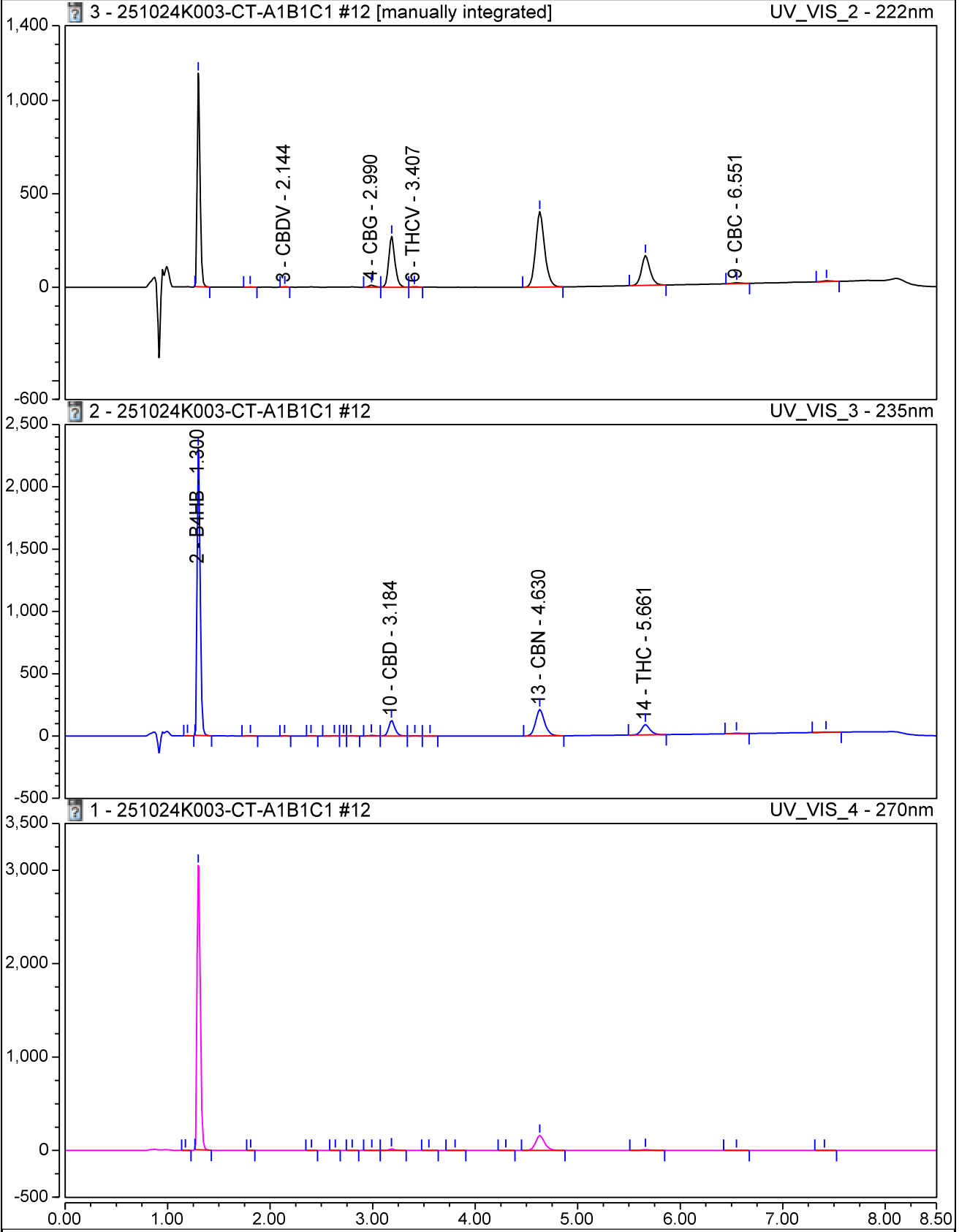
Cannabinoids: Sample Raw Data

Injection Name: 251024K003-CT-A1B1C1

Injection Time: 24/10/2025 23:13

Chromatogram

Vial Position: RB2



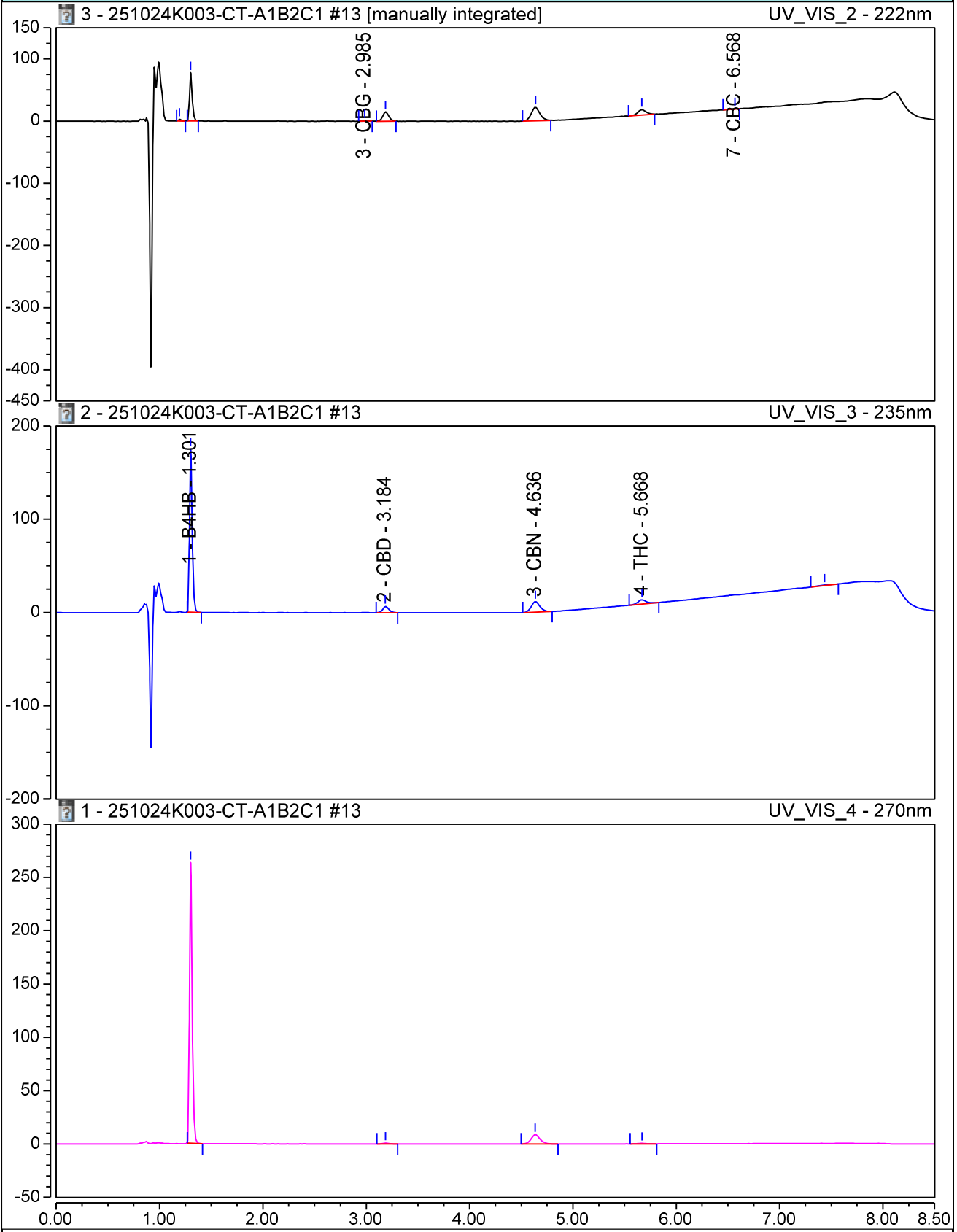
Cannabinoids: Sample Raw Data

Injection Name: 251024K003-CT-A1B2C1

Injection Time: 24/10/2025 23:22

Chromatogram

Vial Position: RB3



ANALYZED BY:

Anresco Laboratories
1375 Van Dyke Avenue,
San Francisco, CA 94124
C8-0000052-LIC

CUSTOMER:

Kiva Products, LLC
2300 N Loop Rd
Alameda 94502
n/a

MANUFACTURER:

Atlantic Candy Company
St Augustine
St Augustine 32086



SAMPLE INFORMATION

Sample No.: 1354569
Product Name: Kiva Camino Sours Hemp Blackberry
Matrix: Edible (Gummy)
Lot #: KV24251016-53724

Date Collected: 10/23/2025
Date Received: 10/24/2025
Date Reported: 10/31/2025

TEST SUMMARY

Cannabinoid Profile: ✔ Tested
Pesticide Residue Screen: ✔ Pass
Heavy Metal Screen: ✔ Pass
Mycotoxin Screen: ✔ Pass
Microbiological Screen: ✔ Pass
Residual Solvent Screen: ✔ Pass
Foreign Material: ✔ Pass

Cannabinoid Profile ✔ Tested

10/25/2025

Method: MF-CHEM-15
Instrument: Liquid Chromatography Diode Array Detector (LC-DAD)
Limit of Detection 0.0333 mg/g
Limit of Quantitation 0.1000 mg/g

Cannabinoid	mg/g	%	mg/serving
Δ8-THC	ND	ND	ND
Δ9-THC	2.44	0.244	9.53
Δ9-THCA	ND	ND	ND
THCV	ND	ND	ND
THCVA	ND	ND	ND
CBD	2.76	0.276	10.78
CBDA	ND	ND	ND
CBC	ND	ND	ND
CBCA	ND	ND	ND
CBDV	ND	ND	ND
CBG	0.11	0.011	0.44
CBGA	ND	ND	ND
CBN	2.79	0.279	10.90
Exo-THC	ND	ND	ND
(6aR,9R)-Δ10-THC	ND	ND	ND
(6aR,9S)-Δ10-THC	ND	ND	ND
9(R)-Hexahydrocannabinol	ND	ND	ND
9(S)-Hexahydrocannabinol	ND	ND	ND
Δ8-THC-O-Acetate	ND	ND	ND
Δ9-THC-O-Acetate	ND	ND	ND
THC-O-Phosphate	NT	NT	NT
Total THC	2.44	0.244	9.53
Total CBD	2.76	0.276	10.78
Total Cannabinoids	8.12	0.812	31.65
Sum of Cannabinoids	8.12	0.812	31.65
Serving Weight (g)	3.9		

Total THC = Δ8-THC + Δ9-THC + (0.877 * THCA)
Total CBD = CBD + (0.877 * CBDA)
Total Cannabinoids = Σ (neutral cannabinoids) + [0.877 * Σ (acidic cannabinoids)]

Microbiological Screen ✔ Pass

10/31/2025

Analyte	Findings	Units	Method	Limit	Status
Standard Plate Count	<10	cfu/g	FDA BAM	100,000	Pass
Total Yeast and Mold	<10	cfu/g	FDA BAM	10,000	Pass
Bile-Tolerant Gram Negative Bacteria	<10	cfu/g	AOAC 2003.01	1,000	Pass
STEC	ND	/10g	MF-MICRO-18	1.0	Pass
Aspergillus flavus	ND	/10g	MF-MICRO-14	1.0	Pass
Aspergillus fumigatus	ND	/10g	MF-MICRO-14	1.0	Pass
Aspergillus niger	ND	/10g	MF-MICRO-14	1.0	Pass
Aspergillus terreus	ND	/10g	MF-MICRO-14	1.0	Pass

Pesticide Residue Screen ✔ Pass

10/30/2025

Instrument: Liquid Chromatography Tandem Mass Spectrometry (LC-MS/MS) & Gas Chromatography Tandem Mass Spectrometry (GC-MS/MS)

Analyte	LOD/LOQ (µg/g)	Findings (µg/g)	Limit (µg/g)	Status
Abamectin	0.04/0.10	ND	0.1	Pass
Acephate	0.02/0.06	ND	0.06	Pass
Acequinocyl	0.04/0.10	ND	0.1	Pass
Acetamiprid	0.017/0.05	ND	0.05	Pass
Aldicarb	0.02/0.06	ND	0.06	Pass
Azoxystrobin	0.02/0.06	ND	0.06	Pass
Bifenazate	0.02/0.06	ND	0.06	Pass
Bifenthrin	0.04/0.10	ND	0.1	Pass
Boscalid	0.02/0.06	ND	0.06	Pass
Captan	0.20/0.60	ND	0.7	Pass
Carbaryl	0.02/0.06	ND	0.06	Pass
Carbofuran	0.017/0.05	ND	0.05	Pass
Chlorantraniliprole	0.02/0.06	ND	0.06	Pass
Chlordane	0.02/0.06	ND	0.06	Pass
Chlorfenapyr	0.02/0.06	ND	0.06	Pass
Chlorpyrifos	0.02/0.06	ND	0.06	Pass
Clofentezine	0.02/0.06	ND	0.1	Pass
Coumaphos	0.02/0.06	ND	0.06	Pass
Cyfluthrin	0.04/0.10	ND	0.1	Pass
Cypermethrin	0.04/0.10	ND	0.1	Pass
Daminozide	0.017/0.05	ND	0.05	Pass
DDVP (Dichlorvos)	0.013/0.04	ND	0.04	Pass
Diazinon	0.017/0.05	ND	0.05	Pass
Dimethoate	0.017/0.05	ND	0.05	Pass
Dimethomorph	0.017/0.05	ND	0.05	Pass
Ethoprop(hos)	0.02/0.06	ND	0.06	Pass
Etofenprox	0.02/0.06	ND	0.06	Pass
Etoxazole	0.02/0.06	ND	0.06	Pass
Fenhexamid	0.017/0.05	ND	0.05	Pass
Fenoxycarb	0.02/0.06	ND	0.06	Pass
Fenpyroximate	0.02/0.06	ND	0.1	Pass
Fipronil	0.02/0.06	ND	0.06	Pass
Flonicamid	0.02/0.06	ND	0.06	Pass
Fludioxonil	0.02/0.06	ND	0.06	Pass
Hexythiazox	0.02/0.06	ND	0.06	Pass
Imazalil	0.02/0.06	ND	0.06	Pass
Imidacloprid	0.02/0.06	ND	0.06	Pass
Kresoxim Methyl	0.02/0.06	ND	0.06	Pass
Malathion	0.017/0.05	ND	0.05	Pass
Metalaxyl	0.017/0.05	ND	0.05	Pass
Methiocarb	0.02/0.06	ND	0.06	Pass
Methomyl	0.013/0.04	ND	0.04	Pass
Methyl parathion	0.02/0.06	ND	0.06	Pass
Mevinphos	0.02/0.06	ND	0.06	Pass
Myclobutanil	0.02/0.06	ND	0.06	Pass
Naled	0.02/0.05	ND	0.1	Pass
Oxamyl	0.013/0.04	ND	0.04	Pass
Paclobutrazol	0.02/0.06	ND	0.06	Pass
Pentachloronitrobenzene	0.02/0.05	ND	0.1	Pass
Permethrins	0.04/0.10	ND	0.1	Pass
Phosmet	0.02/0.06	ND	0.06	Pass
Piperonyl Butoxide	0.017/0.05	ND	0.05	Pass
Prallethrin	0.04/0.10	ND	0.1	Pass
Propiconazole	0.02/0.06	ND	0.06	Pass
Propoxur	0.013/0.04	ND	0.04	Pass

Analyte	LOD/LOQ (µg/g)	Findings (µg/g)	Limit (µg/g)	Status
Pyrethrins	0.15/0.50	ND	0.5	Pass
Pyridaben	0.017/0.05	ND	0.05	Pass
Spinetoram	0.02/0.06	ND	0.06	Pass
Spinosad	0.02/0.06	ND	0.1	Pass
Spiromesifen	0.04/0.10	ND	0.1	Pass
Spirotetramat	0.02/0.06	ND	0.06	Pass
Spiroxamine	0.017/0.05	ND	0.05	Pass
Tebuconazole	0.02/0.06	ND	0.06	Pass
Thiacloprid	0.013/0.04	ND	0.04	Pass
Thiamethoxam	0.02/0.06	ND	0.06	Pass
Trifloxystrobin	0.02/0.06	ND	0.06	Pass

Residual Solvent Screen ✔ Pass

10/30/2025

Method: MF-CHEM-32

Instrument: Gas Chromatography Mass Spectrometry (GC/MS)

Analyte	LOD/LOQ (ppm)	Findings (ppm)	Limit (ppm)	Status
1,2-Dichloroethane	0.5/0.5	ND	1	Pass
Acetone	57/200	ND	5000	Pass
Acetonitrile	56/200	ND	410	Pass
Benzene	0.5/0.5	ND	1	Pass
n-Butane	45/200	ND	800	Pass
Chloroform	0.5/0.5	ND	1	Pass
Ethanol	37/200	400.00	5000	Pass
Ethyl acetate	38/200	ND	5000	Pass
Ethyl ether	37/200	ND	5000	Pass
Ethylene oxide	0.1/0.5	ND	1	Pass
n-Heptane	67/200	ND	500	Pass
n-Hexane	49/200	ND	100	Pass
Isopropyl alcohol	57/200	ND	5000	Pass
Methanol	37/200	<LOQ	3000	Pass
Methylene chloride	0.1/0.5	ND	1	Pass
n-Pentane	37/200	ND	5000	Pass
Propane	72/200	ND	5000	Pass
Toluene	49/200	ND	890	Pass
Total xylenes (ortho-, meta-, para-)	58/200	ND	2170	Pass
Trichloroethylene	0.5/0.5	ND	1	Pass

Heavy Metal Screen ✔ Pass

10/30/2025

Method: MF-CHEM-16

Instrument: Inductively Coupled Plasma Mass Spectrometry (ICP-MS)

Analyte	LOD/LOQ (µg/g)	Findings (µg/g)	Limit (µg/g)	Status
Arsenic	0.02/0.05	<LOQ	0.5	Pass
Cadmium	0.02/0.05	ND	0.5	Pass
Mercury	0.02/0.05	ND	0.5	Pass
Lead	0.02/0.125	ND	0.5	Pass

Foreign Material ✔ Pass

10/30/2025

Method: MF-CHEM-7

Analyte	Findings	Limit	Status
Sand, Soils, Cinders, and Dirt	ND	25%	Pass
Mold	ND	25%	Pass
Imbedded Foreign Material	ND	25%	Pass
Insect Fragment	ND	1 per 3g	Pass
Hair	ND	1 per 3g	Pass
Mammalian Excreta	ND	1 per 3g	Pass

Mycotoxin Screen ✔ Pass

10/30/2025

Instrument: Liquid Chromatography Tandem Mass Spectrometry (LC-MS/MS) & Gas Chromatography Tandem Mass Spectrometry (GC-MS/MS)

Analyte	LOD/LOQ (µg/kg)	Findings (µg/kg)	Limit (µg/kg)	Status
Aflatoxin B1	2/5	ND	20	Pass
Aflatoxin B2	2/5	ND	20	Pass
Aflatoxin G1	2/5	ND	20	Pass
Aflatoxin G2	2/5	ND	20	Pass
Ochratoxin A	6/18	ND	20	Pass

ND = None Detected
LOD = Limit of Detection
LOQ = Limit of Quantitation

Reported by




Eric Tam
Senior Chemist



Scan to verify