


SAMPLE NAME: Camino Hemp Sparkling Pear

Infused, Solid Edible

CULTIVATOR / MANUFACTURER
Business Name: Atlantic Candy Company

License Number:
Address:
St Augustine FL 32086

DISTRIBUTOR / TESTED FOR
Business Name: Kiva Products, LLC

License Number:
Address: 2300 N Loop Rd.
Alameda CA 94502

SAMPLE DETAIL
Batch Number: 240925-54703

Sample ID: 241010L022

Date Collected: 10/10/2024

Date Received: 10/10/2024

Batch Size:
Sample Size: 1.0 units

Unit Mass: 71.7 grams per Unit

Serving Size: 3.585 grams per Serving


Scan QR code to verify authenticity of results.

CANNABINOID ANALYSIS - SUMMARY
Total THC: 38.001 mg/unit

Total CBD: 119.882 mg/unit

Sum of Cannabinoids: 159.461 mg/unit

Total Cannabinoids: 159.461 mg/unit

Total THC/CBD is calculated using the following formulas to take into account the loss of a carboxyl group during the decarboxylation step:

 $Total\ THC = \Delta^9\text{-THC} + (THCa\ (0.877))$
 $Total\ CBD = CBD + (CBDa\ (0.877))$
 $Sum\ of\ Cannabinoids = \Delta^9\text{-THC} + THCa + CBD + CBDa + CBG + CBGa +$
 $THCV + THCVa + CBC + CBCa + CBDV + CBDVa + \Delta^8\text{-THC} + CBL + CBN$
 $Total\ Cannabinoids = (\Delta^9\text{-THC} + 0.877*THCa) + (CBD + 0.877*CBDa) +$
 $(CBG + 0.877*CBGa) + (THCV + 0.877*THCVa) + (CBC + 0.877*CBCa) +$
 $(CBDV + 0.877*CBDVa) + \Delta^8\text{-THC} + CBL + CBN$
TERPENOID ANALYSIS - SUMMARY

39 TESTED, TOP 3 HIGHLIGHTED

Total Terpenoids: 0.0358%

● Terpinolene 0.282 mg/g
 ● Geranyl Acetate 0.076 mg/g
 ● Terpineol <LOQ

SAFETY ANALYSIS - SUMMARY
 $\Delta^9\text{-THC}$ per Unit: ✔ PASS

 $\Delta^9\text{-THC}$ per Serving: ✔ PASS

 Pesticides: ✔ PASS

 Mycotoxins: ✔ PASS

 Residual Solvents: ✔ PASS

 Heavy Metals: ✔ PASS

 Microbiology (PCR): ✔ PASS

Microbiology (Plating): ND

 Foreign Material: ✔ PASS


 Water Activity: ✔ PASS


For quality assurance purposes. Not a Regulatory Hemp Lab Test Report. These results relate only to the sample included on this report. This report shall not be reproduced, except in full, without written approval of the laboratory.

Sample Certification: California Code of Regulations Title 4 Division 19. Department of Cannabis Control Business and Professions Code. Reference: Sections 26100, 26104 and 26110, Business and Professions Code.

Decision Rule: Statements of conformity (e.g. Pass/Fail) to specifications are made in this report without taking measurement uncertainty into account. Where statements of conformity are made in this report, the following decision rules are applied: PASS - Results within limits/specifications, FAIL - Results exceed limits/specifications.

References: limit of detection (LOD), limit of quantification (LOQ), not detected (ND), not tested (NT), too numerous to count >250 cfu/plate (TNTC), colony-forming unit (cfu)


 LQC verified by: Josh Antunovich
 Job Title: Laboratory Director
 Date: 10/15/2024


 Approved by: Josh Wurzer
 Job Title: Chief Compliance Officer
 Date: 10/15/2024

Amendment to Certificate of Analysis 241010L022-001



Cannabinoid Analysis

Tested by high-performance liquid chromatography with diode-array detection (HPLC-DAD).

Method: QSP 1157 - Analysis of Cannabinoids by HPLC-DAD

TOTAL THC: 38.001 mg/unit

Total THC (Δ^9 -THC+0.877*THCa)

TOTAL CBD: 119.882 mg/unit

Total CBD (CBD+0.877*CBDa)

TOTAL CANNABINOIDS: 159.461 mg/unit

Total Cannabinoids (Total THC) + (Total CBD) + (Total CBG) + (Total THCV) + (Total CBC) + (Total CBDV) + Δ^8 -THC + CBL + CBN

TOTAL CBG: 1.577 mg/unit

Total CBG (CBG+0.877*CBGa)

TOTAL THCV: ND

Total THCV (THCV+0.877*THCVa)

TOTAL CBC: ND

Total CBC (CBC+0.877*CBCa)

TOTAL CBDV: <LOQ

Total CBDV (CBDV+0.877*CBDVa)

CANNABINOID TEST RESULTS - 10/11/2024

COMPOUND	LOD/LOQ (mg/g)	MEASUREMENT UNCERTAINTY (mg/g)	RESULT (mg/g)	RESULT (%)
CBD	0.004 / 0.011	±0.0624	1.672	0.1672
Δ^9 -THC	0.002 / 0.014	±0.0291	0.530	0.0530
CBG	0.002 / 0.006	±0.0011	0.022	0.0022
CBDV	0.002 / 0.012	N/A	<LOQ	<LOQ
CBN	0.001 / 0.007	N/A	<LOQ	<LOQ
Δ^8 -THC	0.01 / 0.02	N/A	ND	ND
THCa	0.001 / 0.005	N/A	ND	ND
THCV	0.002 / 0.012	N/A	ND	ND
THCVa	0.002 / 0.019	N/A	ND	ND
CBDa	0.001 / 0.026	N/A	ND	ND
CBDVa	0.001 / 0.018	N/A	ND	ND
CBGa	0.002 / 0.007	N/A	ND	ND
CBL	0.003 / 0.010	N/A	ND	ND
CBC	0.003 / 0.010	N/A	ND	ND
CBCa	0.001 / 0.015	N/A	ND	ND
SUM OF CANNABINOIDS			2.224 mg/g	0.2224%

Unit Mass: 71.7 grams per Unit / Serving Size: 3.585 grams per Serving

Δ^9 -THC per Unit	110 per-package limit	38.001 mg/unit	PASS
Δ^9 -THC per Serving		1.900 mg/serving	PASS
Total THC per Unit		38.001 mg/unit	
Total THC per Serving		1.900 mg/serving	
CBD per Unit		119.882 mg/unit	
CBD per Serving		5.994 mg/serving	
Total CBD per Unit		119.882 mg/unit	
Total CBD per Serving		5.994 mg/serving	
Sum of Cannabinoids per Unit		159.461 mg/unit	
Sum of Cannabinoids per Serving		7.973 mg/serving	
Total Cannabinoids per Unit		159.461 mg/unit	
Total Cannabinoids per Serving		7.973 mg/serving	



Terpenoid Analysis

Terpene analysis utilizing gas chromatography-flame ionization detection (GC-FID).

Method: QSP 1192 - Analysis of Terpenoids by GC-FID

1 Terpinolene

Also known as δ -terpinene, it is of four isomers of the monoterpene Terpinene. It has a fragrance that can be described as fresh, woody, piney, herbal with a hint of lemon. Found in conifers, cumin, apple, rosemary, sage, tea tree, lilac, nutmeg...etc.

2 Geranyl Acetate

A monoterpene ester with a fragrance that can be described as floral, fruity, waxy and herbal. Found in lemongrass, palmarosa, geranium, sassafras, carrot, coriander, bitter orange, Camden woollybutt...etc.

3 Terpineol

A monoterpene alcohol with a fragrance that can be described as fresh, floral, piney, woody with a hint of lime. The most common isomer is α -Terpineol. Found in melaleuca, pine, bitter orange, skullcap, tea plant...etc.

TERPENOID TEST RESULTS - 10/15/2024

COMPOUND	LOD/LOQ (mg/g)	MEASUREMENT UNCERTAINTY (mg/g)	RESULT (mg/g)	RESULT (%)
Terpinolene	0.008 / 0.036	± 0.0045	0.282	0.0282
Geranyl Acetate	0.004 / 0.036	± 0.0025	0.076	0.0076
Terpineol	0.009 / 0.031	N/A	<LOQ	<LOQ
α -Bisabolol	0.008 / 0.026	N/A	ND	ND
α -Cedrene	0.005 / 0.016	N/A	ND	ND
α -Humulene	0.009 / 0.180	N/A	ND	ND
α -Phellandrene	0.006 / 0.036	N/A	ND	ND
α -Pinene	0.005 / 0.036	N/A	ND	ND
α -Terpinene	0.005 / 0.017	N/A	ND	ND
β -Caryophyllene	0.004 / 0.012	N/A	ND	ND
β -Ocimene	0.006 / 0.025	N/A	ND	ND
β -Pinene	0.004 / 0.014	N/A	ND	ND
Borneol	0.005 / 0.016	N/A	ND	ND
Camphene	0.005 / 0.015	N/A	ND	ND
Camphor	0.006 / 0.036	N/A	ND	ND
Caryophyllene Oxide	0.010 / 0.033	N/A	ND	ND
Cedrol	0.008 / 0.027	N/A	ND	ND
Citronellol	0.003 / 0.036	N/A	ND	ND
Δ^3 -Carene	0.005 / 0.018	N/A	ND	ND
Eucalyptol	0.006 / 0.018	N/A	ND	ND
Fenchol	0.010 / 0.036	N/A	ND	ND
Fenchone	0.009 / 0.036	N/A	ND	ND
γ -Terpinene	0.006 / 0.018	N/A	ND	ND
Geraniol	0.002 / 0.036	N/A	ND	ND
Guaiol	0.009 / 0.030	N/A	ND	ND
Isoborneol	0.004 / 0.012	N/A	ND	ND
Isopulegol	0.005 / 0.036	N/A	ND	ND
Limonene	0.005 / 0.036	N/A	ND	ND
Linalool	0.009 / 0.036	N/A	ND	ND
Menthol	0.008 / 0.025	N/A	ND	ND
Myrcene	0.008 / 0.025	N/A	ND	ND
Nerol	0.003 / 0.036	N/A	ND	ND
Nerolidol	0.006 / 0.021	N/A	ND	ND
p-Cymene	0.005 / 0.016	N/A	ND	ND
Pulegone	0.003 / 0.011	N/A	ND	ND
Sabinene	0.004 / 0.014	N/A	ND	ND
Sabinene Hydrate	0.006 / 0.036	N/A	ND	ND
trans- β -Farnesene	0.008 / 0.025	N/A	ND	ND
Valencene	0.009 / 0.180	N/A	ND	ND
TOTAL TERPENOIDS			0.358 mg/g	0.0358%



Pesticide Analysis

PESTICIDE TEST RESULTS - 10/15/2024 ✔ PASS

Pesticide and plant growth regulator analysis utilizing high-performance liquid chromatography-mass spectrometry (HPLC-MS) or gas chromatography-mass spectrometry (GC-MS).

*GC-MS utilized where indicated.

Method: QSP 1212 - Analysis of Pesticides and Mycotoxins by LC-MS or QSP 1213 - Analysis of Pesticides by GC-MS

COMPOUND	LOD/LOQ (µg/g)	ACTION LIMIT (µg/g)	MEASUREMENT UNCERTAINTY (µg/g)	RESULT (µg/g)	RESULT
Abamectin	0.032 / 0.097	0.3	N/A	ND	PASS
Acephate	0.006 / 0.018	5	N/A	ND	PASS
Acequinocyl	0.009 / 0.027	4	N/A	ND	PASS
Acetamiprid	0.016 / 0.049	5	N/A	ND	PASS
Aldicarb	0.030 / 0.090	≥ LOD	N/A	ND	PASS
Allethrin	0.030 / 0.092		N/A	ND	
Atrazine	0.006 / 0.019		N/A	ND	
Azadirachtin	0.082 / 0.248		N/A	ND	
Azoxystrobin	0.003 / 0.009	40	N/A	ND	PASS
Benzovindiflupyr	0.003 / 0.009		N/A	ND	
Bifenazate	0.003 / 0.009	5	N/A	ND	PASS
Bifenthrin	0.021 / 0.064	0.5	N/A	ND	PASS
Boscalid	0.003 / 0.009	10	N/A	ND	PASS
Buprofezin	0.006 / 0.019		N/A	ND	
Captan	0.045 / 0.135	5	N/A	ND	PASS
Carbaryl	0.007 / 0.020	0.5	N/A	ND	PASS
Carbofuran	0.003 / 0.008	≥ LOD	N/A	ND	PASS
Chlorantraniliprole	0.006 / 0.018	40	N/A	ND	PASS
Chlordane*	0.010 / 0.032	≥ LOD	N/A	ND	PASS
Chlorfenapyr*	0.005 / 0.015	≥ LOD	N/A	ND	PASS
Chlormequat chloride	0.022 / 0.066		N/A	ND	
Chlorpyrifos	0.013 / 0.039	≥ LOD	N/A	ND	PASS
Clofentezine	0.003 / 0.009	0.5	N/A	ND	PASS
Clothianidin	0.008 / 0.025		N/A	ND	
Coumaphos	0.003 / 0.010	≥ LOD	N/A	ND	PASS
Cyantraniliprole	0.003 / 0.010		N/A	ND	
Cyfluthrin	0.052 / 0.159	1	N/A	ND	PASS
Cypermethrin	0.051 / 0.153	1	N/A	ND	PASS
Cyprodinil	0.003 / 0.008		N/A	ND	
Daminozide	0.026 / 0.077	≥ LOD	N/A	ND	PASS
Deltamethrin	0.059 / 0.180		N/A	ND	
Diazinon	0.006 / 0.017	0.2	N/A	ND	PASS
Dichlorvos (DDVP)	0.012 / 0.038	≥ LOD	N/A	ND	PASS
Dimethoate	0.003 / 0.009	≥ LOD	N/A	ND	PASS
Dimethomorph	0.016 / 0.050	20	N/A	ND	PASS
Dinotefuran	0.010 / 0.030		N/A	ND	
Diuron	0.013 / 0.040		N/A	ND	
Dodemorph	0.012 / 0.035		N/A	ND	
Endosulfan sulfate	0.016 / 0.048		N/A	ND	
Endosulfan-α*	0.004 / 0.014		N/A	ND	
Endosulfan-β*	0.006 / 0.019		N/A	ND	

Continued on next page



Pesticide Analysis *Continued*

PESTICIDE TEST RESULTS - 10/15/2024 *continued* ✔ PASS

COMPOUND	LOD/LOQ (µg/g)	ACTION LIMIT (µg/g)	MEASUREMENT UNCERTAINTY (µg/g)	RESULT (µg/g)	RESULT
Ethoprophos	0.003 / 0.009	≥ LOD	N/A	ND	PASS
Etofenprox	0.014 / 0.042	≥ LOD	N/A	ND	PASS
Etoxazole	0.007 / 0.020	1.5	N/A	ND	PASS
Etridiazole*	0.002 / 0.005		N/A	ND	
Fenhexamid	0.003 / 0.008	10	N/A	ND	PASS
Fenoxycarb	0.003 / 0.010	≥ LOD	N/A	ND	PASS
Fenpyroximate	0.007 / 0.020	2	N/A	ND	PASS
Fensulfothion	0.003 / 0.010		N/A	ND	
Fenthion	0.003 / 0.010		N/A	ND	
Fenvalerate	0.033 / 0.099		N/A	ND	
Fipronil	0.003 / 0.010	≥ LOD	N/A	ND	PASS
Flonicamid	0.007 / 0.022	2	N/A	ND	PASS
Fludioxonil	0.003 / 0.010	30	N/A	ND	PASS
Fluopyram	0.003 / 0.009		N/A	ND	
Hexythiazox	0.003 / 0.010	2	N/A	ND	PASS
Imazalil	0.003 / 0.009	≥ LOD	N/A	ND	PASS
Imidacloprid	0.003 / 0.010	3	N/A	ND	PASS
Iprodione	0.077 / 0.233		N/A	ND	
Kinoprene	0.077 / 0.233		N/A	ND	
Kresoxim-methyl	0.006 / 0.019	1	N/A	ND	PASS
λ-Cyhalothrin	0.068 / 0.206		N/A	ND	
Malathion	0.003 / 0.009	5	N/A	ND	PASS
Metalaxyl	0.003 / 0.010	15	N/A	ND	PASS
Methiocarb	0.003 / 0.008	≥ LOD	N/A	ND	PASS
Methomyl	0.008 / 0.025	0.1	N/A	ND	PASS
Methoprene	0.172 / 0.521		N/A	ND	
Mevinphos	0.008 / 0.024	≥ LOD	N/A	ND	PASS
MGK-264	0.015 / 0.047		N/A	ND	
Myclobutanil	0.003 / 0.009	9	N/A	ND	PASS
Naled	0.021 / 0.064	0.5	N/A	ND	PASS
Novaluron	0.002 / 0.005		N/A	ND	
Oxamyl	0.017 / 0.051	0.2	N/A	ND	PASS
Paclobutrazol	0.003 / 0.010	≥ LOD	N/A	ND	PASS
Parathion-methyl	0.016 / 0.050	≥ LOD	N/A	ND	PASS
Pentachloronitrobenzene (Quintozene)*	0.004 / 0.012	0.2	N/A	ND	PASS
Permethrin	0.056 / 0.168	20	N/A	ND	PASS
Phenothrin	0.016 / 0.047		N/A	ND	
Phosmet	0.007 / 0.020	0.2	N/A	ND	PASS
Piperonyl Butoxide	0.010 / 0.029	8	N/A	ND	PASS
Pirimicarb	0.003 / 0.009		N/A	ND	
Prallethrin	0.015 / 0.046	0.4	N/A	ND	PASS

Continued on next page



Pesticide Analysis *Continued*

PESTICIDE TEST RESULTS - 10/15/2024 *continued* ✔ PASS

COMPOUND	LOD/LOQ (µg/g)	ACTION LIMIT (µg/g)	MEASUREMENT UNCERTAINTY (µg/g)	RESULT (µg/g)	RESULT
Propiconazole	0.027 / 0.080	20	N/A	ND	PASS
Propoxur	0.003 / 0.008	≥ LOD	N/A	ND	PASS
Pyraclostrobin	0.003 / 0.010		N/A	ND	
Pyrethrins	0.016 / 0.049	1	N/A	ND	PASS
Pyridaben	0.005 / 0.017	3	N/A	ND	PASS
Pyriproxyfen	0.003 / 0.009		N/A	ND	
Resmethrin	0.013 / 0.039		N/A	ND	
Spinetoram	0.003 / 0.010	3	N/A	ND	PASS
Spinosad	0.003 / 0.010	3	N/A	ND	PASS
Spirodiclofen	0.031 / 0.093		N/A	ND	
Spiromesifen	0.016 / 0.050	12	N/A	ND	PASS
Spirotetramat	0.003 / 0.010	13	N/A	ND	PASS
Spiroxamine	0.020 / 0.062	≥ LOD	N/A	ND	PASS
Tebuconazole	0.003 / 0.010	2	N/A	ND	PASS
Tebufenozide	0.003 / 0.008		N/A	ND	
Teflubenzuron	0.007 / 0.022		N/A	ND	
Tetrachlorvinphos	0.003 / 0.008		N/A	ND	
Tetramethrin	0.021 / 0.063		N/A	ND	
Thiabendazole	0.006 / 0.020		N/A	ND	
Thiacloprid	0.003 / 0.009	≥ LOD	N/A	ND	PASS
Thiamethoxam	0.003 / 0.010	4.5	N/A	ND	PASS
Thiophanate-methyl	0.013 / 0.040		N/A	ND	
Trifloxystrobin	0.003 / 0.009	30	N/A	ND	PASS



Mycotoxin Analysis

MYCOTOXIN TEST RESULTS - 10/15/2024 ✔ PASS

Mycotoxin analysis utilizing high-performance liquid chromatography-mass spectrometry (HPLC-MS).

Method: QSP 1212 - Analysis of Pesticides and Mycotoxins by LC-MS

COMPOUND	LOD/LOQ (µg/kg)	ACTION LIMIT (µg/kg)	MEASUREMENT UNCERTAINTY (µg/kg)	RESULT (µg/kg)	RESULT
Aflatoxin B1	1.6 / 5.0		N/A	ND	
Aflatoxin B2	1.4 / 4.1		N/A	ND	
Aflatoxin G1	1.6 / 4.9		N/A	ND	
Aflatoxin G2	1.6 / 5.0		N/A	ND	
Ochratoxin A	1.6 / 5.0	20	N/A	ND	PASS
Total Aflatoxin		20		ND	PASS



Residual Solvents Analysis

Residual Solvent analysis utilizing gas chromatography-mass spectrometry (GC-MS).

Method: QSP 1204 - Analysis of Residual Solvents by GC-MS

Total Butanes = n-Butane + 2-Methylpropane (Isobutane)

Total Pentanes = n-Pentane + 2-Methylbutane (Isopentane)

Total Hexanes = n-Hexane + 2,2-Dimethylbutane (Neohexane) + 2,3-Dimethylbutane / 2-Methylpentane (Isohexane) + 3-Methylpentane

Total Heptanes = 2,2-Dimethylpentane (Neohexane) +

2,3-Dimethylpentane + 2,4-Dimethylpentane + 3,3-Dimethylpentane +

2,2,3-Trimethylbutane (Triptane) + 2-Methylhexane (Isoheptane) +

3-Methylhexane + 3-Ethylpentane + n-Heptane

Total Xylenes = 1,2-Dimethylbenzene (o-Xylene) +

1,3-Dimethylbenzene (m-Xylene) / 1,4-Dimethylbenzene (p-Xylene) +

Ethylbenzene

RESIDUAL SOLVENTS TEST RESULTS - 10/14/2024 ✔ PASS

COMPOUND	LOD/LOQ (µg/g)	ACTION LIMIT (µg/g)	MEASUREMENT UNCERTAINTY (µg/g)	RESULT (µg/g)	RESULT
Propane	0.234 / 0.781	5000	N/A	ND	PASS
2-Methylpropane (Isobutane)	0.052 / 0.173		N/A	ND	
n-Butane	0.019 / 0.063	5000	N/A	ND	PASS
Total Butanes				ND	
2-Methylbutane (Isopentane)	0.310 / 1.035		N/A	ND	
2,2-Dimethylpropane (Neopentane)	0.035 / 0.117		N/A	ND	
n-Pentane	0.310 / 1.033	5000	N/A	ND	PASS
Total Pentanes				ND	
2,2-Dimethylbutane (Neohexane)	9.831 / 32.77		N/A	ND	
2,3-Dimethylbutane / 2-Methylpentane	0.381 / 1.271		N/A	ND	
3-Methylpentane	0.109 / 0.365		N/A	ND	
n-Hexane	0.110 / 0.366	290	N/A	ND	PASS
Total Hexanes				ND	
Cyclohexane	0.357 / 1.190		N/A	ND	
2,2-Dimethylpentane (Neohexane)	0.493 / 1.642		N/A	ND	
2,3-Dimethylpentane	1.009 / 3.365		N/A	ND	
2,4-Dimethylpentane	0.737 / 2.458		N/A	ND	
3,3-Dimethylpentane	0.198 / 0.660		N/A	ND	
2,2,3-Trimethylbutane (Triptane)	0.521 / 1.738		N/A	ND	
2-Methylhexane (Isoheptane)	0.610 / 2.034		N/A	ND	
3-Methylhexane	0.235 / 0.785		N/A	ND	
3-Ethylpentane	0.304 / 1.012		N/A	ND	
n-Heptane	13.12 / 43.72	5000	N/A	ND	PASS
Total Heptanes				ND	
Cycloheptane	0.597 / 1.989		N/A	ND	
Benzene	0.089 / 0.295	1	N/A	ND	PASS
Toluene	0.115 / 0.382	890	N/A	ND	PASS
Cumene	0.180 / 0.600		N/A	ND	
1,3-Dimethylbenzene / 1,4-Dimethylbenzene	0.451 / 1.502		N/A	ND	
1,2-Dimethylbenzene (o-Xylene)	0.387 / 1.289		N/A	ND	
Ethylbenzene	0.370 / 1.233		N/A	ND	
Total Xylenes		2170		ND	PASS
Methanol	53.92 / 163.4	3000	N/A	ND	PASS
Ethanol	8.984 / 27.23	5000	±42.205	2705.45	PASS
1-Propanol	1.540 / 5.133		N/A	ND	
2-Propanol (Isopropyl Alcohol)	8.421 / 25.52	5000	N/A	ND	PASS

Continued on next page



Residual Solvents Analysis
Continued

RESIDUAL SOLVENTS TEST RESULTS - 10/14/2024 *continued* ✔ PASS

COMPOUND	LOD/LOQ (µg/g)	ACTION LIMIT (µg/g)	MEASUREMENT UNCERTAINTY (µg/g)	RESULT (µg/g)	RESULT
1-Butanol	0.475 / 1.582		N/A	ND	
2-Butanol	7.248 / 24.16		N/A	ND	
1-Pentanol	1.461 / 4.869		N/A	ND	
Acetone	10.59 / 32.08	5000	N/A	ND	PASS
2-Butanone	0.169 / 0.564		N/A	ND	
Tetrahydrofuran	0.622 / 2.075		N/A	ND	
Ethyl Ether	0.197 / 0.658	5000	N/A	ND	PASS
Ethylene Glycol	3.803 / 12.68		N/A	ND	
2-Ethoxyethanol	1.235 / 4.118		N/A	ND	
1,2-Dimethoxyethane	2.116 / 7.052		N/A	ND	
1,4-Dioxane	0.468 / 1.558		N/A	ND	
Ethylene Oxide	0.253 / 0.844	1	N/A	ND	PASS
Ethyl Acetate	1.123 / 3.745	5000	±0.7556	50.711	PASS
Isopropyl Acetate	0.347 / 1.158		N/A	ND	
Chloroform	0.251 / 0.838	1	N/A	ND	PASS
Dichloromethane (Methylene Chloride)	2.651 / 8.838	1	N/A	ND	PASS
Trichloroethylene	0.299 / 0.996	1	N/A	ND	PASS
1,2-Dichloroethane	0.162 / 0.541	1	N/A	ND	PASS
1,1-Dichloroethene	0.185 / 0.616		N/A	ND	
1,2-Dichloroethene	0.428 / 1.427		N/A	ND	
Sulfolane	47.66 / 158.9		N/A	ND	
Dimethyl Sulfoxide	6.168 / 20.56		N/A	ND	
Acetonitrile	1.595 / 4.833	410	N/A	ND	PASS
Pyridine	0.407 / 1.355		N/A	ND	
N,N-Dimethylacetamide	0.127 / 0.422		N/A	ND	
N,N-Dimethylformamide	0.946 / 3.153		N/A	ND	

Heavy Metals Analysis

HEAVY METALS TEST RESULTS - 10/12/2024 ✔ PASS

Heavy metal analysis utilizing inductively coupled plasma-mass spectrometry (ICP-MS).

Method: QSP 1160 - Analysis of Heavy Metals by ICP-MS

COMPOUND	LOD/LOQ (µg/g)	ACTION LIMIT (µg/g)	MEASUREMENT UNCERTAINTY (µg/g)	RESULT (µg/g)	RESULT
Arsenic	0.02 / 0.1	1.5	N/A	ND	PASS
Boron	0.21 / 0.64		N/A	ND	
Cadmium	0.02 / 0.05	0.5	N/A	ND	PASS
Chromium	0.12 / 0.35		N/A	ND	
Cobalt	0.10 / 0.30		N/A	ND	
Copper	0.14 / 0.44		±0.213	1.48	
Lead	0.04 / 0.1	0.5	N/A	ND	PASS
Lithium	0.10 / 0.31		N/A	ND	
Manganese	0.13 / 0.40		N/A	ND	
Mercury	0.002 / 0.01	3	N/A	ND	PASS

Continued on next page



 **Heavy Metals Analysis** *Continued* HEAVY METALS TEST RESULTS - 10/12/2024 *continued* ✔ PASS

COMPOUND	LOD/LOQ (µg/g)	ACTION LIMIT (µg/g)	MEASUREMENT UNCERTAINTY (µg/g)	RESULT (µg/g)	RESULT
Molybdenum	0.15 / 0.44		N/A	ND	
Nickel	0.13 / 0.39		N/A	ND	
Selenium	0.5 / 1.5		N/A	ND	
Silver	0.15 / 0.47		N/A	ND	
Sulfur	78 / 235		N/A	<LOQ	
Titanium	0.12 / 0.38		N/A	<LOQ	
Tungsten	0.10 / 0.32		N/A	ND	
Zinc	0.8 / 2.5		N/A	ND	

 **Microbiology Analysis**

PCR AND PLATING

Analysis conducted by polymerase chain reaction (PCR) and fluorescence detection of microbiological contaminants.

Method: QSP 1221 - Analysis of Microbiological Contaminants

MICROBIOLOGY TEST RESULTS (PCR) - 10/15/2024 ✔ PASS

COMPOUND	ACTION LIMIT (cfu/g)	RESULT (cfu/g)	RESULT
<i>Aspergillus flavus</i>	Not Detected in 1g	ND	PASS
<i>Aspergillus fumigatus</i>	Not Detected in 1g	ND	PASS
<i>Aspergillus niger</i>	Not Detected in 1g	ND	PASS
<i>Aspergillus terreus</i>	Not Detected in 1g	ND	PASS
Bile-Tolerant Gram-Negative Bacteria		ND	
<i>Campylobacter</i> spp.		ND	
<i>Candida albicans</i>		ND	
<i>Listeria monocytogenes</i>		ND	
<i>Pseudomonas aeruginosa</i>		ND	
<i>Salmonella</i> spp.	Not Detected in 1g	ND	PASS
Shiga toxin-producing <i>Escherichia coli</i>	Not Detected in 1g	ND	PASS
<i>Staphylococcus aureus</i>		ND	
<i>Yersinia</i> spp.		ND	

Analysis conducted by 3M™ Petrifilm™ and plate counts of microbiological contaminants.

Method: QSP 6794 - Plating with 3M™ Petrifilm™

MICROBIOLOGY TEST RESULTS (PLATING) - 10/15/2024 ND

COMPOUND	RESULT (cfu/g)
Coliforms	ND
<i>Escherichia coli</i>	ND
Total Aerobic Bacteria	ND
Total Enterobacteriaceae	ND
Total Yeast and Mold	ND




Foreign Material Analysis

Visual analysis includes, but is not limited to, sand, soil, cinders, dirt, mold, hair, insect fragments, and mammalian excreta.

Method: QSP 1226 - Analysis of Foreign Material in Cannabis and Cannabis Products

FOREIGN MATERIAL TEST RESULTS - 10/12/2024 ✔ PASS

COMPOUND	ACTION LIMIT	RESULT (per 3 Grams)	RESULT
Hair Count	> 1 per 3 grams	0.0	PASS
Insect Fragment Count	> 1 per 3 grams	0.0	PASS
Mammalian Excreta Count	> 1 per 3 grams	0.0	PASS
Total Sample Area Covered by an Imbedded Foreign Material	>25%	None	PASS
Total Sample Area Covered by Mold	>25%	None	PASS
Total Sample Area Covered by Sand, Soil, Cinders, or Dirt	>25%	None	PASS



Water Activity Analysis

Method: QSP 1227 - Analysis of Water Activity in Cannabis and Cannabis Products

WATER ACTIVITY TEST RESULTS - 10/12/2024 ✔ PASS

COMPOUND	LOD/LOQ (Aw)	ACTION LIMIT (Aw)	MEASUREMENT UNCERTAINTY (Aw)	RESULT (Aw)	RESULT
Water Activity	0.030 / 0.15	0.85	±0.035	0.72	PASS

NOTES

Reason for Amendment: Add/Remove Test(s)