

SAMPLE NAME: Camino Wild Cherry HEMP

Infused, Solid Edible

CULTIVATOR / MANUFACTURER**Business Name:** Atlantic Candy Company**License Number:****Address:**
St Augustine FL 32086**DISTRIBUTOR / TESTED FOR****Business Name:** Kiva Products, LLC**License Number:****Address:** 2300 N Loop Rd.
Alameda CA 94502**SAMPLE DETAIL****Batch Number:** 240904-54704**Sample ID:** 240916U004**Date Collected:** 09/16/2024**Date Received:** 09/17/2024**Batch Size:****Sample Size:****Unit Mass:** 71.21 grams per Unit**Serving Size:** 3.5605 grams per Serving

Scan QR code to verify authenticity of results.

CANNABINOID ANALYSIS - SUMMARY**Total THC:** 103.326 mg/unit**Total CBD:** Not Detected**Sum of Cannabinoids:** 108.382 mg/unit**Total Cannabinoids:** 108.382 mg/unit



Total THC/CBD is calculated using the following formulas to take into account the loss of a carboxyl group during the decarboxylation step:

Total THC = Δ^9 -THC + (THCa (0.877))



Total CBD = CBD + (CBDa (0.877))

Sum of Cannabinoids = Δ^9 -THC + THCa + CBD + CBDa + CBG + CBGa + THCV + THCVa + CBC + CBCa + CBDV + CBDVa + Δ^8 -THC + CBL + CBNTotal Cannabinoids = (Δ^9 -THC+0.877*THCa) + (CBD+0.877*CBDa) + (CBG+0.877*CBGa) + (THCV+0.877*THCVa) + (CBC+0.877*CBCa) + (CBDV+0.877*CBDVa) + Δ^8 -THC + CBL + CBN**TERPENOID ANALYSIS - SUMMARY**

39 TESTED, TOP 3 HIGHLIGHTED

Total Terpenoids: <LOQ
 Linalool <LOQ**SAFETY ANALYSIS - SUMMARY** **Δ^9 -THC per Unit:**  **PASS** **Δ^9 -THC per Serving:**  **PASS****Pesticides:**  **PASS****Mycotoxins:**  **PASS****Residual Solvents:**  **PASS****Heavy Metals:**  **PASS****Microbiology (PCR):**  **PASS****Microbiology (Plating):** **ND****Water Activity:**  **PASS**

For quality assurance purposes. Not a Regulatory Hemp Lab Test Report. These results relate only to the sample included on this report. This report shall not be reproduced, except in full, without written approval of the laboratory.

Sample Certification: California Code of Regulations Title 4 Division 19. Department of Cannabis Control Business and Professions Code. Reference: Sections 26100, 26104 and 26110, Business and Professions Code.**Decision Rule:** Statements of conformity (e.g. Pass/Fail) to specifications are made in this report without taking measurement uncertainty into account. Where statements of conformity are made in this report, the following decision rules are applied: PASS - Results within limits/specifications, FAIL - Results exceed limits/specifications.**References:** limit of detection (LOD), limit of quantification (LOQ), not detected (ND), not tested (NT), too numerous to count >250 cfu/plate (TNTC), colony-forming unit (cfu)
LQC verified by: Josh Antunovich
Job Title: Laboratory Director
Date: 09/24/2024
Approved by: Josh Wurzer
Job Title: Chief Compliance Officer
Date: 09/24/2024

Amendment to Certificate of Analysis 240916U004-001



Cannabinoid Analysis

Tested by high-performance liquid chromatography with diode-array detection (HPLC-DAD).

Method: QSP 1157 - Analysis of Cannabinoids by HPLC-DAD

TOTAL THC: 103.326 mg/unit

Total THC (Δ^9 -THC+0.877*THCa)

TOTAL CBD: Not Detected

Total CBD (CBD+0.877*CBDA)

TOTAL CANNABINOIDS: 108.382 mg/unit

Total Cannabinoids (Total THC) + (Total CBD) + (Total CBG) + (Total THCV) + (Total CBC) + (Total CBDV) + Δ^8 -THC + CBL + CBN

TOTAL CBG: 3.703 mg/unit

Total CBG (CBG+0.877*CBGa)

TOTAL THCV: ND

Total THCV (THCV+0.877*THCVa)

TOTAL CBC: ND

Total CBC (CBC+0.877*CBCa)

TOTAL CBDV: ND

Total CBDV (CBDV+0.877*CBDVa)

CANNABINOID TEST RESULTS - 09/18/2024

COMPOUND	LOD/LOQ (mg/g)	MEASUREMENT UNCERTAINTY (mg/g)	RESULT (mg/g)	RESULT (%)
Δ^9 -THC	0.002 / 0.014	±0.0797	1.451	0.1451
CBG	0.002 / 0.006	±0.0025	0.052	0.0052
CBN	0.001 / 0.007	±0.0005	0.019	0.0019
Δ^8 -THC	0.01 / 0.02	N/A	ND	ND
THCa	0.001 / 0.005	N/A	ND	ND
THCV	0.002 / 0.012	N/A	ND	ND
THCVa	0.002 / 0.019	N/A	ND	ND
CBD	0.004 / 0.011	N/A	ND	ND
CBDA	0.001 / 0.026	N/A	ND	ND
CBDV	0.002 / 0.012	N/A	ND	ND
CBDVa	0.001 / 0.018	N/A	ND	ND
CBGa	0.002 / 0.007	N/A	ND	ND
CBL	0.003 / 0.010	N/A	ND	ND
CBC	0.003 / 0.010	N/A	ND	ND
CBCa	0.001 / 0.015	N/A	ND	ND
SUM OF CANNABINOIDS			1.522 mg/g	0.1522%

Unit Mass: 71.21 grams per Unit / Serving Size: 3.5605 grams per Serving

Δ^9 -THC per Unit	110 per-package limit	103.326 mg/unit	PASS
Δ^9 -THC per Serving		5.166 mg/serving	PASS
Total THC per Unit		103.326 mg/unit	
Total THC per Serving		5.166 mg/serving	
CBD per Unit		ND	
CBD per Serving		ND	
Total CBD per Unit		ND	
Total CBD per Serving		ND	
Sum of Cannabinoids per Unit		108.382 mg/unit	
Sum of Cannabinoids per Serving		5.419 mg/serving	
Total Cannabinoids per Unit		108.382 mg/unit	
Total Cannabinoids per Serving		5.419 mg/serving	



Terpenoid Analysis

Terpene analysis utilizing gas chromatography-flame ionization detection (GC-FID).

Method: QSP 1192 - Analysis of Terpenoids by GC-FID

1 Linalool

A monoterpenoid alcohol with a fragrance that can be described as spicy, waxy, citrus and floral. It is commonly used as an insecticide against cockroaches, flies, fleas and other insects. Found in basil, lavender, cinnamon, hops, mugwort, goldenrods...etc.

TERPENOID TEST RESULTS - 09/21/2024

COMPOUND	LOD/LOQ (mg/g)	MEASUREMENT UNCERTAINTY (mg/g)	RESULT (mg/g)	RESULT (%)
Linalool	0.009 / 0.036	N/A	<LOQ	<LOQ
α-Pinene	0.005 / 0.036	N/A	ND	ND
Camphene	0.005 / 0.015	N/A	ND	ND
Sabinene	0.004 / 0.014	N/A	ND	ND
β-Pinene	0.004 / 0.014	N/A	ND	ND
Myrcene	0.008 / 0.025	N/A	ND	ND
α-Phellandrene	0.006 / 0.036	N/A	ND	ND
Δ ³ -Carene	0.005 / 0.018	N/A	ND	ND
α-Terpinene	0.005 / 0.017	N/A	ND	ND
p-Cymene	0.005 / 0.016	N/A	ND	ND
Limonene	0.005 / 0.036	N/A	ND	ND
Eucalyptol	0.006 / 0.018	N/A	ND	ND
β-Ocimene	0.006 / 0.025	N/A	ND	ND
γ-Terpinene	0.006 / 0.018	N/A	ND	ND
Sabinene Hydrate	0.006 / 0.036	N/A	ND	ND
Fenchone	0.009 / 0.036	N/A	ND	ND
Terpinolene	0.008 / 0.036	N/A	ND	ND
Fenchol	0.010 / 0.036	N/A	ND	ND
Isopulegol	0.005 / 0.036	N/A	ND	ND
Camphor	0.006 / 0.036	N/A	ND	ND
Isoborneol	0.004 / 0.012	N/A	ND	ND
Borneol	0.005 / 0.016	N/A	ND	ND
Menthol	0.008 / 0.025	N/A	ND	ND
Terpineol	0.009 / 0.031	N/A	ND	ND
Nerol	0.003 / 0.036	N/A	ND	ND
Citronellol	0.003 / 0.036	N/A	ND	ND
Pulegone	0.003 / 0.011	N/A	ND	ND
Geraniol	0.002 / 0.036	N/A	ND	ND
Geranyl Acetate	0.004 / 0.036	N/A	ND	ND
α-Cedrene	0.005 / 0.016	N/A	ND	ND
β-Caryophyllene	0.004 / 0.012	N/A	ND	ND
trans-β-Farnesene	0.008 / 0.025	N/A	ND	ND
α-Humulene	0.009 / 0.180	N/A	ND	ND
Valencene	0.009 / 0.180	N/A	ND	ND
Nerolidol	0.006 / 0.021	N/A	ND	ND
Caryophyllene Oxide	0.010 / 0.033	N/A	ND	ND
Guaiol	0.009 / 0.030	N/A	ND	ND
Cedrol	0.008 / 0.027	N/A	ND	ND
α-Bisabolol	0.008 / 0.026	N/A	ND	ND
TOTAL TERPENOIDS			<LOQ	<LOQ



Pesticide Analysis

PESTICIDE TEST RESULTS - 09/22/2024 ✔ PASS

Pesticide and plant growth regulator analysis utilizing high-performance liquid chromatography-mass spectrometry (HPLC-MS) or gas chromatography-mass spectrometry (GC-MS).

*GC-MS utilized where indicated.

Method: QSP 1212 - Analysis of Pesticides and Mycotoxins by LC-MS or QSP 1213 - Analysis of Pesticides by GC-MS

COMPOUND	LOD/LOQ (µg/g)	ACTION LIMIT (µg/g)	MEASUREMENT UNCERTAINTY (µg/g)	RESULT (µg/g)	RESULT
Abamectin	0.032 / 0.097	0.3	N/A	ND	PASS
Acephate	0.006 / 0.018	5	N/A	ND	PASS
Acequinocyl	0.009 / 0.027	4	N/A	ND	PASS
Acetamiprid	0.016 / 0.049	5	N/A	ND	PASS
Aldicarb	0.030 / 0.090	≥ LOD	N/A	ND	PASS
Allethrin	0.030 / 0.092		N/A	ND	
Atrazine	0.006 / 0.019		N/A	ND	
Azadirachtin	0.082 / 0.248		N/A	ND	
Azoxystrobin	0.003 / 0.009	40	N/A	ND	PASS
Benzovindiflupyr	0.003 / 0.009		N/A	ND	
Bifenazate	0.003 / 0.009	5	N/A	ND	PASS
Bifenthrin	0.021 / 0.064	0.5	N/A	ND	PASS
Boscalid	0.003 / 0.009	10	N/A	ND	PASS
Buprofezin	0.006 / 0.019		N/A	ND	
Captan	0.045 / 0.135	5	N/A	ND	PASS
Carbaryl	0.007 / 0.020	0.5	N/A	ND	PASS
Carbofuran	0.003 / 0.008	≥ LOD	N/A	ND	PASS
Chlorantraniliprole	0.006 / 0.018	40	N/A	ND	PASS
Chlordane*	0.010 / 0.032	≥ LOD	N/A	ND	PASS
Chlorfenapyr*	0.005 / 0.015	≥ LOD	N/A	ND	PASS
Chlormequat chloride	0.022 / 0.066		N/A	ND	
Chlorpyrifos	0.013 / 0.039	≥ LOD	N/A	ND	PASS
Clofentezine	0.003 / 0.009	0.5	N/A	ND	PASS
Clothianidin	0.008 / 0.025		N/A	ND	
Coumaphos	0.003 / 0.010	≥ LOD	N/A	ND	PASS
Cyantraniliprole	0.003 / 0.010		N/A	ND	
Cyfluthrin	0.052 / 0.159	1	N/A	ND	PASS
Cypermethrin	0.051 / 0.153	1	N/A	ND	PASS
Cyprodinil	0.003 / 0.008		N/A	ND	
Daminozide	0.026 / 0.077	≥ LOD	N/A	ND	PASS
Deltamethrin	0.059 / 0.180		N/A	ND	
Diazinon	0.006 / 0.017	0.2	N/A	ND	PASS
Dichlorvos (DDVP)	0.012 / 0.038	≥ LOD	N/A	ND	PASS
Dimethoate	0.003 / 0.009	≥ LOD	N/A	ND	PASS
Dimethomorph	0.016 / 0.050	20	N/A	ND	PASS
Dinotefuran	0.010 / 0.030		N/A	ND	
Diuron	0.013 / 0.040		N/A	ND	
Dodemorph	0.012 / 0.035		N/A	ND	
Endosulfan sulfate	0.016 / 0.048		N/A	ND	
Endosulfan-α*	0.004 / 0.014		N/A	ND	
Endosulfan-β*	0.006 / 0.019		N/A	ND	

Continued on next page



Pesticide Analysis *Continued*

PESTICIDE TEST RESULTS - 09/22/2024 *continued* ✔ PASS

COMPOUND	LOD/LOQ (µg/g)	ACTION LIMIT (µg/g)	MEASUREMENT UNCERTAINTY (µg/g)	RESULT (µg/g)	RESULT
Ethoprophos	0.003 / 0.009	≥ LOD	N/A	ND	PASS
Etofenprox	0.014 / 0.042	≥ LOD	N/A	ND	PASS
Etoxazole	0.007 / 0.020	1.5	N/A	ND	PASS
Etridiazole*	0.002 / 0.005		N/A	ND	
Fenhexamid	0.003 / 0.008	10	N/A	ND	PASS
Fenoxycarb	0.003 / 0.010	≥ LOD	N/A	ND	PASS
Fenpyroximate	0.007 / 0.020	2	N/A	ND	PASS
Fensulfothion	0.003 / 0.010		N/A	ND	
Fenthion	0.003 / 0.010		N/A	ND	
Fenvalerate	0.033 / 0.099		N/A	ND	
Fipronil	0.003 / 0.010	≥ LOD	N/A	ND	PASS
Flonicamid	0.007 / 0.022	2	N/A	ND	PASS
Fludioxonil	0.003 / 0.010	30	N/A	ND	PASS
Fluopyram	0.003 / 0.009		N/A	ND	
Hexythiazox	0.003 / 0.010	2	N/A	ND	PASS
Imazalil	0.003 / 0.009	≥ LOD	N/A	ND	PASS
Imidacloprid	0.003 / 0.010	3	N/A	ND	PASS
Iprodione	0.077 / 0.233		N/A	ND	
Kinoprene	0.077 / 0.233		N/A	ND	
Kresoxim-methyl	0.006 / 0.019	1	N/A	ND	PASS
λ-Cyhalothrin	0.068 / 0.206		N/A	ND	
Malathion	0.003 / 0.009	5	N/A	ND	PASS
Metalaxyl	0.003 / 0.010	15	N/A	ND	PASS
Methiocarb	0.003 / 0.008	≥ LOD	N/A	ND	PASS
Methomyl	0.008 / 0.025	0.1	N/A	ND	PASS
Methoprene	0.172 / 0.521		N/A	ND	
Mevinphos	0.008 / 0.024	≥ LOD	N/A	ND	PASS
MGK-264	0.015 / 0.047		N/A	ND	
Myclobutanil	0.003 / 0.009	9	N/A	ND	PASS
Naled	0.021 / 0.064	0.5	N/A	ND	PASS
Novaluron	0.002 / 0.005		N/A	ND	
Oxamyl	0.017 / 0.051	0.2	N/A	ND	PASS
Paclobutrazol	0.003 / 0.010	≥ LOD	N/A	ND	PASS
Parathion-methyl	0.016 / 0.050	≥ LOD	N/A	ND	PASS
Pentachloronitrobenzene (Quintozene)*	0.004 / 0.012	0.2	N/A	ND	PASS
Permethrin	0.056 / 0.168	20	N/A	ND	PASS
Phenothrin	0.016 / 0.047		N/A	ND	
Phosmet	0.007 / 0.020	0.2	N/A	ND	PASS
Piperonyl Butoxide	0.010 / 0.029	8	N/A	ND	PASS
Pirimicarb	0.003 / 0.009		N/A	ND	
Prallethrin	0.015 / 0.046	0.4	N/A	ND	PASS

Continued on next page



Pesticide Analysis *Continued*

PESTICIDE TEST RESULTS - 09/22/2024 *continued* ✔ PASS

COMPOUND	LOD/LOQ (µg/g)	ACTION LIMIT (µg/g)	MEASUREMENT UNCERTAINTY (µg/g)	RESULT (µg/g)	RESULT
Propiconazole	0.027 / 0.080	20	N/A	ND	PASS
Propoxur	0.003 / 0.008	≥ LOD	N/A	ND	PASS
Pyraclostrobin	0.003 / 0.010		N/A	ND	
Pyrethrins	0.016 / 0.049	1	N/A	ND	PASS
Pyridaben	0.005 / 0.017	3	N/A	ND	PASS
Pyriproxyfen	0.003 / 0.009		N/A	ND	
Resmethrin	0.013 / 0.039		N/A	ND	
Spinetoram	0.003 / 0.010	3	N/A	ND	PASS
Spinosad	0.003 / 0.010	3	N/A	ND	PASS
Spirodiclofen	0.031 / 0.093		N/A	ND	
Spiromesifen	0.016 / 0.050	12	N/A	ND	PASS
Spirotetramat	0.003 / 0.010	13	N/A	ND	PASS
Spiroxamine	0.020 / 0.062	≥ LOD	N/A	ND	PASS
Tebuconazole	0.003 / 0.010	2	N/A	ND	PASS
Tebufenozide	0.003 / 0.008		N/A	ND	
Teflubenzuron	0.007 / 0.022		N/A	ND	
Tetrachlorvinphos	0.003 / 0.008		N/A	ND	
Tetramethrin	0.021 / 0.063		N/A	ND	
Thiabendazole	0.006 / 0.020		N/A	ND	
Thiacloprid	0.003 / 0.009	≥ LOD	N/A	ND	PASS
Thiamethoxam	0.003 / 0.010	4.5	N/A	ND	PASS
Thiophanate-methyl	0.013 / 0.040		N/A	ND	
Trifloxystrobin	0.003 / 0.009	30	N/A	ND	PASS



Mycotoxin Analysis

MYCOTOXIN TEST RESULTS - 09/22/2024 ✔ PASS

Mycotoxin analysis utilizing high-performance liquid chromatography-mass spectrometry (HPLC-MS).

Method: QSP 1212 - Analysis of Pesticides and Mycotoxins by LC-MS

COMPOUND	LOD/LOQ (µg/kg)	ACTION LIMIT (µg/kg)	MEASUREMENT UNCERTAINTY (µg/kg)	RESULT (µg/kg)	RESULT
Aflatoxin B1	1.6 / 5.0		N/A	ND	
Aflatoxin B2	1.4 / 4.1		N/A	ND	
Aflatoxin G1	1.6 / 4.9		N/A	ND	
Aflatoxin G2	1.6 / 5.0		N/A	ND	
Total Aflatoxin		20		ND	PASS
Ochratoxin A	1.6 / 5.0	20	N/A	ND	PASS



Residual Solvents Analysis

Residual Solvent analysis utilizing gas chromatography-mass spectrometry (GC-MS).

Method: QSP 1204 - Analysis of Residual Solvents by GC-MS

Total Butanes = n-Butane + 2-Methylpropane (Isobutane)

Total Pentanes = n-Pentane + 2-Methylbutane (Isopentane)

Total Hexanes = n-Hexane + 2,2-Dimethylbutane (Neohexane) + 2,3-Dimethylbutane / 2-Methylpentane (Isohexane) + 3-Methylpentane

Total Heptanes = 2,2-Dimethylpentane (Neohexane) +

2,3-Dimethylpentane + 2,4-Dimethylpentane + 3,3-Dimethylpentane +

2,2,3-Trimethylbutane (Triptane) + 2-Methylhexane (Isoheptane) +

3-Methylhexane + 3-Ethylpentane + n-Heptane

Total Xylenes = 1,2-Dimethylbenzene (o-Xylene) +

1,3-Dimethylbenzene (m-Xylene) / 1,4-Dimethylbenzene (p-Xylene) +

Ethylbenzene

RESIDUAL SOLVENTS TEST RESULTS - 09/22/2024 ✔ PASS

COMPOUND	LOD/LOQ (µg/g)	ACTION LIMIT (µg/g)	MEASUREMENT UNCERTAINTY (µg/g)	RESULT (µg/g)	RESULT
Propane	0.234 / 0.781	5000	N/A	ND	PASS
2-Methylpropane (Isobutane)	0.052 / 0.173		N/A	ND	
n-Butane	0.019 / 0.063	5000	N/A	ND	PASS
Total Butanes				ND	
2-Methylbutane (Isopentane)	0.310 / 1.035		N/A	ND	
2,2-Dimethylpropane (Neopentane)	0.035 / 0.117		N/A	ND	
n-Pentane	0.310 / 1.033	5000	N/A	ND	PASS
Total Pentanes				ND	
2,2-Dimethylbutane (Neohexane)	9.831 / 32.77		N/A	ND	
2,3-Dimethylbutane / 2-Methylpentane	0.381 / 1.271		N/A	ND	
3-Methylpentane	0.109 / 0.365		N/A	ND	
n-Hexane	0.110 / 0.366	290	N/A	ND	PASS
Total Hexanes				ND	
Cyclohexane	0.357 / 1.190		N/A	ND	
2,2-Dimethylpentane (Neohexane)	0.493 / 1.642		N/A	ND	
2,3-Dimethylpentane	1.009 / 3.365		N/A	ND	
2,4-Dimethylpentane	0.737 / 2.458		N/A	ND	
3,3-Dimethylpentane	0.198 / 0.660		N/A	ND	
2,2,3-Trimethylbutane (Triptane)	0.521 / 1.738		N/A	ND	
2-Methylhexane (Isoheptane)	0.610 / 2.034		N/A	ND	
3-Methylhexane	0.235 / 0.785		N/A	ND	
3-Ethylpentane	0.304 / 1.012		N/A	ND	
n-Heptane	13.12 / 43.72	5000	N/A	ND	PASS
Total Heptanes				ND	
Cycloheptane	0.597 / 1.989		N/A	ND	
Benzene	0.089 / 0.295	1	N/A	ND	PASS
Toluene	0.115 / 0.382	890	N/A	ND	PASS
Cumene	0.180 / 0.600		N/A	ND	
1,3-Dimethylbenzene / 1,4-Dimethylbenzene	0.451 / 1.502		N/A	ND	
1,2-Dimethylbenzene (o-Xylene)	0.387 / 1.289		N/A	ND	
Ethylbenzene	0.370 / 1.233		N/A	ND	
Total Xylenes		2170		ND	PASS
Methanol	53.92 / 163.4	3000	N/A	ND	PASS
Ethanol	8.984 / 27.23	5000	±8.223	527.11	PASS
1-Propanol	1.540 / 5.133		N/A	ND	
2-Propanol (Isopropyl Alcohol)	8.421 / 25.52	5000	N/A	ND	PASS

Continued on next page



 **Residual Solvents Analysis**
Continued

RESIDUAL SOLVENTS TEST RESULTS - 09/22/2024 *continued* ✔ PASS

COMPOUND	LOD/LOQ (µg/g)	ACTION LIMIT (µg/g)	MEASUREMENT UNCERTAINTY (µg/g)	RESULT (µg/g)	RESULT
1-Butanol	0.475 / 1.582		N/A	ND	
2-Butanol	7.248 / 24.16		N/A	ND	
1-Pentanol	1.461 / 4.869		N/A	ND	
Acetone	10.59 / 32.08	5000	N/A	ND	PASS
2-Butanone	0.169 / 0.564		N/A	ND	
Tetrahydrofuran	0.622 / 2.075		N/A	ND	
Ethyl Ether	0.197 / 0.658	5000	N/A	ND	PASS
Ethylene Glycol	3.803 / 12.68		N/A	ND	
2-Ethoxyethanol	1.235 / 4.118		N/A	ND	
1,2-Dimethoxyethane	2.116 / 7.052		N/A	ND	
1,4-Dioxane	0.468 / 1.558		N/A	ND	
Ethylene Oxide	0.253 / 0.844	1	N/A	ND	PASS
Ethyl Acetate	1.123 / 3.745	5000	±0.2287	15.352	PASS
Isopropyl Acetate	0.347 / 1.158		N/A	ND	
Chloroform	0.251 / 0.838	1	N/A	ND	PASS
Dichloromethane (Methylene Chloride)	2.651 / 8.838	1	N/A	ND	PASS
Trichloroethylene	0.299 / 0.996	1	N/A	ND	PASS
1,2-Dichloroethane	0.162 / 0.541	1	N/A	ND	PASS
1,1-Dichloroethene	0.185 / 0.616		N/A	ND	
1,2-Dichloroethene	0.428 / 1.427		N/A	ND	
Sulfolane	47.66 / 158.9		N/A	ND	
Dimethyl Sulfoxide	6.168 / 20.56		N/A	ND	
Acetonitrile	1.595 / 4.833	410	N/A	ND	PASS
Pyridine	0.407 / 1.355		N/A	ND	
N,N-Dimethylacetamide	0.127 / 0.422		N/A	ND	
N,N-Dimethylformamide	0.946 / 3.153		N/A	ND	

 **Heavy Metals Analysis**

Heavy metal analysis utilizing inductively coupled plasma-mass spectrometry (ICP-MS).

Method: QSP 1160 - Analysis of Heavy Metals by ICP-MS

HEAVY METALS TEST RESULTS - 09/21/2024 ✔ PASS

COMPOUND	LOD/LOQ (µg/g)	ACTION LIMIT (µg/g)	MEASUREMENT UNCERTAINTY (µg/g)	RESULT (µg/g)	RESULT
Arsenic	0.02 / 0.1	1.5	N/A	ND	PASS
Boron	0.21 / 0.64		N/A	ND	
Cadmium	0.02 / 0.05	0.5	N/A	ND	PASS
Chromium	0.12 / 0.35		N/A	ND	
Cobalt	0.10 / 0.30		N/A	ND	
Copper	0.14 / 0.44		N/A	ND	
Lead	0.04 / 0.1	0.5	N/A	ND	PASS
Lithium	0.10 / 0.31		N/A	ND	
Manganese	0.13 / 0.40		N/A	<LOQ	
Mercury	0.002 / 0.01	3	N/A	ND	PASS

Continued on next page



 **Heavy Metals Analysis** *Continued* HEAVY METALS TEST RESULTS - 09/21/2024 *continued* ✔ PASS

COMPOUND	LOD/LOQ (µg/g)	ACTION LIMIT (µg/g)	MEASUREMENT UNCERTAINTY (µg/g)	RESULT (µg/g)	RESULT
Molybdenum	0.15 / 0.44		N/A	ND	
Nickel	0.13 / 0.39		N/A	ND	
Selenium	0.5 / 1.5		N/A	ND	
Silver	0.15 / 0.47		N/A	ND	
Sulfur	78 / 235		N/A	<LOQ	
Titanium	0.12 / 0.38		N/A	ND	
Tungsten	0.10 / 0.32		N/A	ND	
Zinc	0.8 / 2.5		N/A	ND	

 **Microbiology Analysis**

PCR AND PLATING

Analysis conducted by polymerase chain reaction (PCR) and fluorescence detection of microbiological contaminants.

Method: QSP 1221 - Analysis of Microbiological Contaminants

MICROBIOLOGY TEST RESULTS (PCR) - 09/24/2024 ✔ PASS

COMPOUND	ACTION LIMIT (cfu/g)	RESULT (cfu/g)	RESULT
Shiga toxin-producing <i>Escherichia coli</i>	Not Detected in 1g	ND	PASS
<i>Salmonella</i> spp.	Not Detected in 1g	ND	PASS
<i>Aspergillus fumigatus</i>	Not Detected in 1g	ND	PASS
<i>Aspergillus flavus</i>	Not Detected in 1g	ND	PASS
<i>Aspergillus niger</i>	Not Detected in 1g	ND	PASS
<i>Aspergillus terreus</i>	Not Detected in 1g	ND	PASS
<i>Candida albicans</i>		ND	
<i>Campylobacter</i> spp.		ND	
<i>Yersinia</i> spp.		ND	
<i>Listeria monocytogenes</i>		ND	
<i>Pseudomonas aeruginosa</i>		ND	
Bile-Tolerant Gram-Negative Bacteria		ND	
<i>Staphylococcus aureus</i>		ND	

Analysis conducted by 3M™ Petrifilm™ and plate counts of microbiological contaminants.

Method: QSP 6794 - Plating with 3M™ Petrifilm™

MICROBIOLOGY TEST RESULTS (PLATING) - 09/24/2024 ND

COMPOUND	RESULT (cfu/g)
Total Aerobic Bacteria	ND
Total Yeast and Mold	ND
Total Enterobacteriaceae	ND
<i>Escherichia coli</i>	ND
Coliforms	ND



Water Activity Analysis

WATER ACTIVITY TEST RESULTS - 09/21/2024 ✔ PASS

Method: QSP 1227 - Analysis of Water Activity in Cannabis and Cannabis Products

COMPOUND	LOD/LOQ (Aw)	ACTION LIMIT (Aw)	MEASUREMENT UNCERTAINTY (Aw)	RESULT (Aw)	RESULT
Water Activity	0.030 / 0.15	0.85	±0.035	0.72	PASS

NOTES

Reason for Amendment: Add/Remove Test(s)