



CONSOLIDATED TEST RESULTS SUMMARY

Please see the following pages for full test results.

BULK SKU SLZ.D9.CH5.6PK **BATCH #** HC03-2(A)Z **SERVING SIZE** 1 Can (355 mL)

PRODUCT NAME Wild Cherry THC Seltzer **LABORATORY** SC Labs

| POTENCY | PER SERVING | | PER GRAM | |
|------------------------------------|-------------|------------|----------|------|
| Cannabidiol (CBD) | 11.3 | mg/serving | 0.0312 | mg/g |
| Total THC (d9-THC, THCA) | 5.33 | mg/serving | 0.0148 | mg/g |
| Cannabigerol (CBG) | <LOQ | mg/serving | <LOQ | mg/g |
| Cannabinol (CBN) | <LOQ | mg/serving | <LOQ | mg/g |
| Cannabichromene (CBC) | <LOQ | mg/serving | <LOQ | mg/g |
| Tetrahydrocannabinolic Acid (THCA) | <LOQ | mg/serving | <LOQ | mg/g |
| Delta-9-THC (d9-THC) | 5.33 | mg/serving | 0.0148 | mg/g |
| Delta-8-THC (d8-THC) | <LOQ | mg/serving | <LOQ | mg/g |

| HEAVY METALS | PER GRAM | | REGULATORY ACTION LEVEL |
|--------------|----------|------|-------------------------|
| Arsenic | <LOQ | µg/g | 1.5 µg/g |
| Cadmium | <LOQ | µg/g | 0.5 µg/g |
| Lead | <LOQ | µg/g | 0.5 µg/g |
| Mercury | <LOQ | µg/g | 3.0 µg/g |

| RESIDUAL SOLVENTS | PER GRAM | | REGULATORY ACTION LEVEL |
|------------------------|----------|------|-------------------------|
| Ethanol ^[1] | 79 | µg/g | 5,000 µg/g |
| Heptane | <LOQ | µg/g | 5,000 µg/g |

None of the other residual solvents tested were found above the regulatory action level.

| MICROBIAL | PASS/FAIL |
|------------------------|-----------|
| Yeast & Mold | Pass |
| Total Aerobic Bacteria | Pass |

| PESTICIDES |
|--|
| None of the 50+ pesticides tested were found above the limit of detection. |



1. LOQ: Limit of Quantitation
Ethanol is a food additive used in some of our ingredients. The FDA has labeled ethanol as Generally Recognized as Safe (GRAS). Many foods contain trace amounts of ethanol, including soy sauce, pasta sauces, fruits and juices, etc. Our products contain safe levels of ethanol and always below pertinent regulatory action levels.

SAMPLE DETAILS

SAMPLE NAME: CYCL-SLZ.D9.CH5.6PK-HC03-2(A)Z

Beverage, Liquid Edible

CULTIVATOR / MANUFACTURER

Business Name:

License Number:

Address:

DISTRIBUTOR / TESTED FOR

Business Name: Lazarus Naturals

License Number:

Address:

SAMPLE DETAIL

Batch Number: HC03-2(A)Z

Sample ID: 250414N018

Date Collected: 04/14/2025

Date Received: 04/14/2025

Batch Size:

Sample Size: 1.0 units

Unit Mass:

Serving Size: 355 milliliters per Serving

Scan QR code to verify
authenticity of results.

CANNABINOID ANALYSIS - SUMMARY

Total THC: 0.0150 mg/mL

Total CBD: 0.0317 mg/mL


Sum of Cannabinoids: 0.0467 mg/mL

Total Cannabinoids: 0.0467 mg/mL

Total THC/CBD is calculated using the following formulas to take into account the loss of a carboxyl group during the decarboxylation step:
Total THC = Δ^9 -THC + (THCa (0.877))
Total CBD = CBD + (CBDa (0.877))
Sum of Cannabinoids = Δ^9 -THC + THCa + CBD + CBDa + CBG + CBGa +
THCV + THCVa + CBC + CBCa + CBDV + CBDVa + Δ^8 -THC + CBL + CBN
Total Cannabinoids = (Δ^9 -THC+0.877*THCa) + (CBD+0.877*CBDa) +
(CBG+0.877*CBGa) + (THCV+0.877*THCVa) + (CBC+0.877*CBCa) +
(CBDV+0.877*CBDVa) + Δ^8 -THC + CBL + CBN

Density: 1.0146 g/mL

SAFETY ANALYSIS - SUMMARY

Pesticides:  PASSResidual Solvents:  PASSHeavy Metals:  PASSMicrobiology (PCR):  PASS


Microbiology (Plating): ND


For quality assurance purposes. Not a Regulatory Hemp Lab Test Report. These results relate only to the sample included on this report. This report shall not be reproduced, except in full, without written approval of the laboratory.

Sample Certification: California Code of Regulations Title 4 Division 19, Department of Cannabis Control Business and Professions Code. Reference: Sections 26100, 26104 and 26110, Business and Professions Code.

Decision Rule: Statements of conformity (e.g. Pass/Fail) to specifications are made in this report without taking measurement uncertainty into account. Where statements of conformity are made in this report, the following decision rules are applied: PASS - Results within limits/specifications, FAIL - Results exceed limits/specifications.

References: Limit of detection (LOD), Limit of quantification (LOQ), not detected (ND), not tested (NT), $\mu\text{g/g}$ = ppm, $\mu\text{g/kg}$ = ppb, too numerous to count >250 cfu/plate (TNTC), colony-forming unit (cfu)


LQC verified by: Carmen Stackhouse
Job Title: Senior Laboratory Analyst
Date: 04/19/2025


Approved by: Josh Wurzer
Job Title: Chief Compliance Officer
Date: 04/19/2025



Cannabinoid Analysis

Tested by high-performance liquid chromatography with diode-array detection (HPLC-DAD).

Method: QSP 1157 - Analysis of Cannabinoids by HPLC-DAD

TOTAL THC: 0.0150 mg/mL

Total THC (Δ^9 -THC+0.877*THCa)

TOTAL CBD: 0.0317 mg/mL

Total CBD (CBD+0.877*CBDa)

TOTAL CANNABINOIDS: 0.0467 mg/mL

Total Cannabinoids (Total THC) + (Total CBD) + (Total CBG) + (Total THCV) + (Total CBC) + (Total CBDV) + Δ^8 -THC + CBL + CBN

TOTAL CBG: ND

Total CBG (CBG+0.877*CBCa)

TOTAL THCV: ND

Total THCV (THCV+0.877*THCVa)

TOTAL CBC: ND

Total CBC (CBC+0.877*CBCa)

TOTAL CBDV: ND

Total CBDV (CBDV+0.877*CBDVa)

CANNABINOID TEST RESULTS - 04/17/2025

| COMPOUND | LOD/LOQ (mg/mL) | MEASUREMENT UNCERTAINTY (mg/mL) | RESULT (mg/mL) | RESULT (%) |
|---------------------|-----------------|---------------------------------|----------------|------------|
| CBD | 0.0003 / 0.0008 | ±0.00118 | 0.0317 | 0.00312 |
| Δ^9 -THC | 0.0001 / 0.0011 | ±0.00082 | 0.0150 | 0.00148 |
| Δ^8 -THC | 0.0006 / 0.0015 | N/A | ND | ND |
| THCa | 0.0001 / 0.0004 | N/A | ND | ND |
| THCV | 0.0002 / 0.0009 | N/A | ND | ND |
| THCVa | 0.0001 / 0.0014 | N/A | ND | ND |
| CBDa | 0.0001 / 0.0020 | N/A | ND | ND |
| CBDV | 0.0002 / 0.0009 | N/A | ND | ND |
| CBDVa | 0.0001 / 0.0014 | N/A | ND | ND |
| CBG | 0.0001 / 0.0005 | N/A | ND | ND |
| CBGa | 0.0001 / 0.0005 | N/A | ND | ND |
| CBL | 0.0002 / 0.0008 | N/A | ND | ND |
| CBN | 0.0001 / 0.0005 | N/A | ND | ND |
| CBC | 0.0003 / 0.0008 | N/A | ND | ND |
| CBCa | 0.0001 / 0.0011 | N/A | ND | ND |
| SUM OF CANNABINOIDS | | | 0.0467 mg/mL | 0.0046% |

Serving Size: 355 milliliters per Serving

| | |
|---------------------------------|--------------------|
| Δ^9 -THC per Serving | 5.3250 mg/serving |
| Total THC per Serving | 5.3250 mg/serving |
| CBD per Serving | 11.2535 mg/serving |
| Total CBD per Serving | 11.2535 mg/serving |
| Sum of Cannabinoids per Serving | 16.5785 mg/serving |
| Total Cannabinoids per Serving | 16.5785 mg/serving |

DENSITY TEST RESULT

| |
|---------------------------------------|
| 1.0146 g/mL |
| Tested 04/17/2025 |
| Method: QSP 7870 - Sample Preparation |



Pesticide Analysis

Pesticide and plant growth regulator analysis utilizing high-performance liquid chromatography-mass spectrometry (HPLC-MS) or gas chromatography-mass spectrometry (GC-MS).

*GC-MS utilized where indicated.

Method: QSP 1212 - Analysis of Pesticides and Mycotoxins by LC-MS or QSP 1213 - Analysis of Pesticides by GC-MS

PESTICIDE TEST RESULTS - 04/19/2025 ✓ PASS

| COMPOUND | LOD/LOQ (µg/g) | ACTION LIMIT (µg/g) | MEASUREMENT UNCERTAINTY (µg/g) | RESULT (µg/g) | RESULT |
|---------------------|-------------------|------------------------|-----------------------------------|------------------|--------|
| Abamectin | 0.03 / 0.10 | 0.3 | N/A | ND | PASS |
| Acephate | 0.02 / 0.07 | 5 | N/A | ND | PASS |
| Acequinocyl | 0.02 / 0.07 | 4 | N/A | ND | PASS |
| Acetamiprid | 0.02 / 0.05 | 5 | N/A | ND | PASS |
| Aldicarb | 0.03 / 0.08 | ≥ LOD | N/A | ND | PASS |
| Azoxystrobin | 0.02 / 0.07 | 40 | N/A | ND | PASS |
| Bifenazate | 0.01 / 0.04 | 5 | N/A | ND | PASS |
| Bifenthrin | 0.02 / 0.05 | 0.5 | N/A | ND | PASS |
| Boscalid | 0.03 / 0.09 | 10 | N/A | ND | PASS |
| Captan | 0.19 / 0.57 | 5 | N/A | ND | PASS |
| Carbaryl | 0.02 / 0.06 | 0.5 | N/A | ND | PASS |
| Carbofuran | 0.02 / 0.05 | ≥ LOD | N/A | ND | PASS |
| Chlorantraniliprole | 0.04 / 0.12 | 40 | N/A | ND | PASS |
| Chlordane* | 0.03 / 0.08 | ≥ LOD | N/A | ND | PASS |
| Chlorfenapyr* | 0.03 / 0.10 | ≥ LOD | N/A | ND | PASS |
| Chlorpyrifos | 0.02 / 0.06 | ≥ LOD | N/A | ND | PASS |
| Clofentezine | 0.03 / 0.09 | 0.5 | N/A | ND | PASS |
| Coumaphos | 0.02 / 0.07 | ≥ LOD | N/A | ND | PASS |
| Cyfluthrin | 0.12 / 0.38 | 1 | N/A | ND | PASS |
| Cypermethrin | 0.11 / 0.32 | 1 | N/A | ND | PASS |
| Daminozide | 0.02 / 0.07 | ≥ LOD | N/A | ND | PASS |
| Diazinon | 0.02 / 0.05 | 0.2 | N/A | ND | PASS |
| Dichlorvos (DDVP) | 0.03 / 0.09 | ≥ LOD | N/A | ND | PASS |
| Dimethoate | 0.03 / 0.08 | ≥ LOD | N/A | ND | PASS |
| Dimethomorph | 0.03 / 0.09 | 20 | N/A | ND | PASS |
| Ethoprophos | 0.03 / 0.10 | ≥ LOD | N/A | ND | PASS |
| Etofenprox | 0.02 / 0.06 | ≥ LOD | N/A | ND | PASS |
| Etoxazole | 0.02 / 0.06 | 1.5 | N/A | ND | PASS |
| Fenhexamid | 0.03 / 0.09 | 10 | N/A | ND | PASS |
| Fenoxycarb | 0.03 / 0.08 | ≥ LOD | N/A | ND | PASS |
| Fenpyroximate | 0.02 / 0.06 | 2 | N/A | ND | PASS |
| Fipronil | 0.03 / 0.08 | ≥ LOD | N/A | ND | PASS |
| Flonicamid | 0.03 / 0.10 | 2 | N/A | ND | PASS |
| Fludioxonil | 0.03 / 0.10 | 30 | N/A | ND | PASS |
| Hexythiazox | 0.02 / 0.07 | 2 | N/A | ND | PASS |
| Imazalil | 0.02 / 0.06 | ≥ LOD | N/A | ND | PASS |
| Imidacloprid | 0.04 / 0.11 | 3 | N/A | ND | PASS |
| Kresoxim-methyl | 0.02 / 0.07 | 1 | N/A | ND | PASS |
| Malathion | 0.03 / 0.09 | 5 | N/A | ND | PASS |
| Metalaxyl | 0.02 / 0.07 | 15 | N/A | ND | PASS |
| Methiocarb | 0.02 / 0.07 | ≥ LOD | N/A | ND | PASS |

Continued on next page


Pesticide Analysis *Continued*

PESTICIDE TEST RESULTS - 04/19/2025 *continued* ✓ PASS

| COMPOUND | LOD/LOQ (µg/g) | ACTION LIMIT (µg/g) | MEASUREMENT UNCERTAINTY (µg/g) | RESULT (µg/g) | RESULT |
|--|-------------------|------------------------|-----------------------------------|------------------|--------|
| Methomyl | 0.03 / 0.10 | 0.1 | N/A | ND | PASS |
| Mevinphos | 0.03 / 0.09 | ≥ LOD | N/A | ND | PASS |
| Myclobutanil | 0.03 / 0.09 | 9 | N/A | ND | PASS |
| Naled | 0.02 / 0.07 | 0.5 | N/A | ND | PASS |
| Oxamyl | 0.04 / 0.11 | 0.2 | N/A | ND | PASS |
| Paclobutrazol | 0.02 / 0.05 | ≥ LOD | N/A | ND | PASS |
| Parathion-methyl | 0.03 / 0.10 | ≥ LOD | N/A | ND | PASS |
| Pentachloronitro- benzene (Quintozene)* | 0.03 / 0.09 | 0.2 | N/A | ND | PASS |
| Permethrin | 0.04 / 0.12 | 20 | N/A | ND | PASS |
| Phosmet | 0.03 / 0.10 | 0.2 | N/A | ND | PASS |
| Piperonyl Butoxide | 0.02 / 0.07 | 8 | N/A | ND | PASS |
| Prallethrin | 0.03 / 0.08 | 0.4 | N/A | ND | PASS |
| Propiconazole | 0.02 / 0.07 | 20 | N/A | ND | PASS |
| Propoxur | 0.03 / 0.09 | ≥ LOD | N/A | ND | PASS |
| Pyrethrins | 0.04 / 0.12 | 1 | N/A | ND | PASS |
| Pyridaben | 0.02 / 0.07 | 3 | N/A | ND | PASS |
| Spinetoram | 0.02 / 0.07 | 3 | N/A | ND | PASS |
| Spinosad | 0.02 / 0.07 | 3 | N/A | ND | PASS |
| Spiromesifen | 0.02 / 0.05 | 12 | N/A | ND | PASS |
| Spirotetramat | 0.02 / 0.06 | 13 | N/A | ND | PASS |
| Spiroxamine | 0.03 / 0.08 | ≥ LOD | N/A | ND | PASS |
| Tebuconazole | 0.02 / 0.07 | 2 | N/A | ND | PASS |
| Thiacloprid | 0.03 / 0.10 | ≥ LOD | N/A | ND | PASS |
| Thiamethoxam | 0.03 / 0.10 | 4.5 | N/A | ND | PASS |
| Trifloxystrobin | 0.03 / 0.08 | 30 | N/A | ND | PASS |


Residual Solvents Analysis

RESIDUAL SOLVENTS TEST RESULTS - 04/17/2025 ✓ PASS

Residual Solvent analysis utilizing gas chromatography-mass spectrometry (GC-MS).

Method: QSP 1204 - Analysis of Residual Solvents by GC-MS

| COMPOUND | LOD/LOQ (µg/g) | ACTION LIMIT (µg/g) | MEASUREMENT UNCERTAINTY (µg/g) | RESULT (µg/g) | RESULT |
|---------------|-------------------|------------------------|-----------------------------------|------------------|--------|
| Propane | 10 / 20 | 5000 | N/A | ND | PASS |
| n-Butane | 10 / 50 | 5000 | N/A | ND | PASS |
| n-Pentane | 20 / 50 | 5000 | N/A | ND | PASS |
| n-Hexane | 2 / 5 | 290 | N/A | ND | PASS |
| n-Heptane | 20 / 60 | 5000 | N/A | ND | PASS |
| Benzene | 0.03 / 0.09 | 1 | N/A | ND | PASS |
| Toluene | 7 / 21 | 890 | N/A | ND | PASS |
| Total Xylenes | 50 / 160 | 2170 | N/A | ND | PASS |
| Methanol | 50 / 200 | 3000 | N/A | ND | PASS |
| Ethanol | 20 / 50 | 5000 | ±2.3 | 79 | PASS |

Continued on next page



Residual Solvents Analysis
Continued

RESIDUAL SOLVENTS TEST RESULTS - 04/17/2025 continued ✓ PASS

| COMPOUND | LOD/LOQ (µg/g) | ACTION LIMIT (µg/g) | MEASUREMENT UNCERTAINTY (µg/g) | RESULT (µg/g) | RESULT |
|--------------------------------------|----------------|---------------------|--------------------------------|---------------|--------|
| 2-Propanol (Isopropyl Alcohol) | 10 / 40 | 5000 | N/A | ND | PASS |
| Acetone | 20 / 50 | 5000 | N/A | ND | PASS |
| Ethyl Ether | 20 / 50 | 5000 | N/A | ND | PASS |
| Ethylene Oxide | 0.3 / 0.8 | 1 | N/A | ND | PASS |
| Ethyl Acetate | 20 / 60 | 5000 | N/A | ND | PASS |
| Chloroform | 0.1 / 0.2 | 1 | N/A | ND | PASS |
| Dichloromethane (Methylene Chloride) | 0.3 / 0.9 | 1 | N/A | ND | PASS |
| Trichloroethylene | 0.1 / 0.3 | 1 | N/A | ND | PASS |
| 1,2-Dichloroethane | 0.05 / 0.1 | 1 | N/A | ND | PASS |
| Acetonitrile | 2 / 7 | 410 | N/A | ND | PASS |

Heavy Metals Analysis

Heavy metal analysis utilizing inductively coupled plasma-mass spectrometry (ICP-MS).

Method: QSP 1160 - Analysis of Heavy Metals by ICP-MS

HEAVY METALS TEST RESULTS - 04/17/2025 ✓ PASS

| COMPOUND | LOD/LOQ (µg/g) | ACTION LIMIT (µg/g) | MEASUREMENT UNCERTAINTY (µg/g) | RESULT (µg/g) | RESULT |
|----------|----------------|---------------------|--------------------------------|---------------|--------|
| Arsenic | 0.02 / 0.1 | 1.5 | N/A | ND | PASS |
| Cadmium | 0.02 / 0.05 | 0.5 | N/A | ND | PASS |
| Lead | 0.04 / 0.1 | 0.5 | N/A | ND | PASS |
| Mercury | 0.002 / 0.01 | 3 | N/A | ND | PASS |

Microbiology Analysis
PCR AND PLATING

Analysis conducted by polymerase chain reaction (PCR) and fluorescence detection of microbiological contaminants.

Method: QSP 1221 - Analysis of Microbiological Contaminants

MICROBIOLOGY TEST RESULTS (PCR) - 04/19/2025 ✓ PASS

| COMPOUND | ACTION LIMIT | RESULT | RESULT |
|-----------------|--------------------|--------|--------|
| Salmonella spp. | Not Detected in 1g | ND | PASS |

Analysis conducted by 3M™ Petrifilm™ and plate counts of microbiological contaminants.

Method: QSP 6794 - Plating with 3M™ Petrifilm™

MICROBIOLOGY TEST RESULTS (PLATING) - 04/19/2025 ND

| COMPOUND | RESULT (cfu/g) |
|--------------------------|----------------|
| Total Aerobic Bacteria | ND |
| Total Enterobacteriaceae | ND |
| Total Yeast and Mold | ND |

NOTES
Sample serving mass provided by client.